



RevoCar 2021-1 UG (haftungsbeschränkt)



Investor Report

Deal Name RevoCar 2021-1 

Issuer RevoCar 2021-1 UG (haftungsbeschränkt)
Steinweg 3-5
60313 Frankfurt am Main
Germany

Originator Bank11 für Privatkunden und Handel GmbH



Contents

RevoCar 2021-1
Investor Report

Determination Date: 28.02.2025
Investor Reporting Date: 17.03.2025
Payment Date: 25.03.2025
Period No.: 46

Page Funding Reports Settlement

1	Cover
2	Contents
3	Transaction Parties
4	Reporting Contact
5	Reporting Details
6	Ratings
7	Trigger & Clean Up Call
8	Notes Information
9	Reserve Accounts
10	Risk Retention
11	Available Distribution Amount
12	Waterfall
13	Portfolio Information
14	Defaults and Recoveries Loan Level Information
38	Delinquency Analysis

Page Stratification Reports

44	Geographical Distribution
45	Car Type, Customer Group, Object Type
46	Insurances and Contract Type
47	Payment Properties
48	Downpayment and Contract
49	Yield Range
50	Original Principal Balance
51	Outstanding Principal Balance
52	Scoring
53	Borrower Characteristics I
54	Borrower Characteristics II
55	Top 15 Borrowers
56	Seasoning
57	Origination and Maturity Years
58	Remaining Maturity

Page Further Additional Reports

58	Original Maturity
60	Loan to Value Ratio
61	Vehicle Brand
62	Contractual Amortisation Profile

All amounts are presented in Euro.

Transaction Parties

RevoCar 2021-1
Investor Report

Determination Date: 28.02.2025
Investor Reporting Date: 17.03.2025
Payment Date: 25.03.2025
Period No.: 46

	<u>Address</u>	<u>Contact</u>
Issuer	RevoCar 2021-1 UG (haftungsbeschränkt) Steinweg 3-5 60313 Frankfurt am Main Germany	Elke Rossmeyer erossmeyer@wilmingtontrust.com Telephone: +49 69 9288 495 25
Originator / Servicer	Bank11 für Privatkunden und Handel GmbH Hammer Landstrasse 91 41460 Neuss Germany	Malte Kemp abs@bank11.com Telephone: +49 2131 3877 224
Corporate Services Provider / Substitute Servicer Facilitator	Wilmington Trust SP Services (Frankfurt) GmbH Steinweg 3-5 60313 Frankfurt am Main Germany	The Directors fra_transactions@wilmingtontrust.com Telephone: +49 69 2992 5385 Fax: +49 69 2992 5387
Account Bank	The Bank of New York Mellon, Frankfurt Branch Friedrich-Ebert-Anlage 49 60308 Frankfurt am Main Germany	Corporate Trust Administration / RevoCar 2021_1 frankfurtaccountqueries@bnymellon.com BNYM.Structured.Finance.Team.7@bnymellon.com Fax: +49 69 120 14 1671
Cash Administrator / Paying Agent	The Bank of New York Mellon, London Branch One Canada Square, Canary Wharf E14 5AL London England	EMEA Structured Finance Telephone: +44 207 964 2533 Fax: +44 207 163 7403
Arranger / Lead Manager	UniCredit Bank GmbH Arabellastrasse 12 81925 Munich Germany	Deniz Stoltenberg deniz.stoltenberg@unicredit.de +49 89 378 12679
Trustee / Data Trustee	Wilmington Trust SP Services (Dublin) Limited Fourth Floor, 3 George's Dock IFSC Dublin 1 Ireland	Cliona O'Faolain Telephone: +353 1 612 5555 Ireland@wilmingtontrust.com Fax: +353 1 612 5550

Legal Disclaimer

All of the information contained in each Investor Report and the analysis therein is based on information and data available to Bank11 für Privatkunden und Handel GmbH. Any claims against Bank11 für Privatkunden und Handel GmbH which arise out of or in connection with the aforementioned information, irrespective of their legal basis, shall be excluded. Each and any analyses, statement or conclusion made in each Investor Report is only an opinion of Bank11 für Privatkunden und Handel GmbH and does not create a fiduciary relationship between Bank11 für Privatkunden und Handel GmbH and any bank, investor or any other third party which uses such information. The information contained in each Investor Report should not be viewed as a projection, forecast, prediction or opinion with respect to the future performance of the portfolio. Banks, investors and other third parties are advised to reviews each Investor Report and/or the analysis therein carefully.

Reporting Contact

RevoCar 2021-1
Investor Report

Determination Date: 28.02.2025
Investor Reporting Date: 17.03.2025
Payment Date: 25.03.2025
Period No.: 46

Contact Investor Report Bank11 für Privatkunden und Handel GmbH

Hammer Landstrasse 91
41460 Neuss
Germany

Malte Kemp
+49 2131 3877 224

Markus Kopetschke
+49 2131 3877 232

abs@bank11.com

The Bank of New York Mellon, London Branch

One Canada Square, Canary Wharf
London E14 5AL, England
Corporate Trust Services
Telephone: +352 2696 2000
Fax: +352 2696 9758

Reporting Details

RevoCar 2021-1
Investor Report

Determination Date: 28.02.2025
Investor Reporting Date: 17.03.2025
Payment Date: 25.03.2025
Period No.: 46

Cut-Off Date	30.04.2021
Closing Date / Issue Date	11.05.2021
Investor Reporting Date	17.03.2025
Calculation Date	21.03.2025
Payment Date	25.03.2025

					Days Accrued
Collection Period	from	01.02.2025	to	28.02.2025	28
Interest Period	from	25.02.2025	to	25.03.2025	28

Ratings

RevoCar 2021-1
Investor Report

Determination Date: 28.02.2025
Investor Reporting Date: 17.03.2025
Payment Date: 25.03.2025
Period No.: 46

Transaction Party		<u>Initial</u>		<u>Current</u>	
		Moody's	DBRS	Moody's	DBRS
		(LT/ST)	(LT/ST)	(LT/ST)	(LT/ST)
Originator and Servicer	Bank11	NA	NA	NA	NA
Arranger / Lead Manager	Unicredit Bank GmbH	A2/P-1	private rating	A2/P-1	private rating
Corporate Service Provider / Substitute Servicer Facilitator	Wilmington SP Services (Frankfurt) GmbH	NA	NA	NA	NA
Trustee / Data Trustee	Wilmington Trust SP Services (Dublin) Limited	NA	NA	NA	NA
Cash Administrator / Paying Agent	The Bank of New York Mellon, London Branch	Aa1/P-1	AA (high)/R-1 (high)	Aa1/P-1	AA (high)/R-1 (high)
Account Bank	The Bank of New York Mellon, Frankfurt Branch	Aa1/P-1	AA (high)/R-1 (high)	Aa1/P-1	AA (high)/R-1 (high)

Trigger & Clean-Up Call

RevoCar 2021-1
Investor Report

Determination Date: 28.02.2025
Investor Reporting Date: 17.03.2025
Payment Date: 25.03.2025
Period No.: 46

Concentration Limits	Trigger Value	Current Value	Trigger Breach
Calculation based on all Purchased Receivables			
WA Remaining Term (in month)	60	36	No
Min. WA Interest Rate (% p.a.)	2.60%	4.69%	No
Min. Portion of private customers (consumers)	90.00%	96.41%	No
Min. Portion of EvoClassic (amortizing loans)	35.00%	39.08%	No
Calculation based on Additional Receivables			
Min. Portion of receivables relating to New Vehicles in each additional purchase	30.00%	38.30%	No
Early Amortisation Events			
Cumulative Loss Ratio prior to 30 April 2025	1.20%	0.35%	No
Purchase Shortfall Event (Trigger)			
Period before previous period	82.46		
Previous period	309.30		
Current period	22.79		
Principal Deficiency Event			
	Trigger Value	Current Value	Trigger Breach
Class B Principal Deficiency Event	28,600,000.00	0	No
Class C Principal Deficiency Event	12,400,000.00	0	No
Class D Principal Deficiency Event	4,900,000.00	0	No
Class E Principal Deficiency Event	2,700,000.00	0	No
Account Bank Required Rating			
	Trigger Moody's	Trigger DBRS	Trigger Breach
Long Term	A2	A	No
Short Term	P-1	-	No
Clean-up Call Event			
	Trigger Value	Current Value	Trigger Breach
	10.00%	100.00%	No

Information regarding the Notes

RevoCar 2021-1
Investor Report

Determination Date: 28.02.2025
Investor Reporting Date: 17.03.2025
Payment Date: 25.03.2025
Period No.: 46

	<u>Class A</u>	<u>Class B</u>	<u>Class C</u>	<u>Class D</u>	<u>Class E</u>	<u>All Notes</u>
<u>Notes Information</u>						
Initial Rating (DBRS/Moody's)	AAA(sf) / Aaa(sf)	A(sf) / Aa2(sf)	BBB(sf) / A3(sf)	BB(sf) / Baa3(sf)	not rated / not rated	
Current Rating (DBRS/Moody's)	AAA(sf) / Aaa(sf)	A(sf) / Aa2(sf)	BBB(sf) / A3(sf)	BB(sf) / Baa3(sf)	not rated / not rated	
ISIN	XS2334364887	XS2334365348	XS2334365777	XS2334365934	XS2334366155	
Legal Maturity Date	May 2038	May 2038	May 2038	May 2038	May 2038	
Interest Rate	0.10%	1.00%	2.50%	4.50%	7.00%	
Fixed / Floating	fixed	fixed	fixed	fixed	fixed	
Day Count Fraction	act/360	act/360	act/360	act/360	act/360	
Initial Number of Notes	6,427	325	84	73	91	
<u>Notes Balance</u>						
Aggregate Notes Principal Amount as of Cut-Off Date	642,700,000.00	32,500,000.00	8,400,000.00	7,300,000.00	9,100,000.00	700,000,000.00
Aggregate Notes Principal Amount as of Cut-Off Date per Note	100,000.00	100,000.00	100,000.00	100,000.00	100,000.00	
Aggregate Notes Principal Amount (bop) per Class	642,700,000.00	32,500,000.00	8,400,000.00	7,300,000.00	9,100,000.00	700,000,000.00
Aggregate Notes Principal Amount (bop) per Note	100,000.00	100,000.00	100,000.00	100,000.00	100,000.00	
Available Distribution Amount						30,898,968.39
Replenishment Amount						28,285,789.29
Principal Redemption Amount per Class	0.00	0.00	0.00	0.00	0.00	0.00
Principal Redemption Amount per Note	0.00	0.00	0.00	0.00	0.00	
Aggregate Notes Principal Amount (eop) per Class	642,700,000.00	32,500,000.00	8,400,000.00	7,300,000.00	9,100,000.00	700,000,000.00
Aggregate Notes Principal Amount (eop) per Note	100,000.00	100,000.00	100,000.00	100,000.00	100,000.00	
Current Tranching	91.8%	4.6%	1.2%	1.0%	1.3%	
<u>Payments of Interest</u>						
Interest Amount	50,002.06	25,278.50	16,332.96	25,550.00	49,544.04	
Interest Amount per Note	7.78	77.78	194.44	350.00	544.44	
Unpaid Interest of Determination Date	0.00	0.00	0.00	0.00	0.00	
Cumulative Unpaid Interest	0.00	0.00	0.00	0.00	0.00	
<u>Credit Enhancements</u>						
Initial total Credit Enhancement (Subordination)	8.2%	3.5%	2.3%	1.3%	0.0%	
Current Credit Enhancement (incl. Excess Spread)	12.1%	7.4%	6.2%	5.2%	3.9%	
Current Credit Enhancement (excl. Excess Spread)	8.2%	3.5%	2.3%	1.3%	0.0%	

Reserve Accounts

RevoCar 2021-1
Investor Report

Determination Date: 28.02.2025
Investor Reporting Date: 17.03.2025
Payment Date: 25.03.2025
Period No.: 46

	<u>Amount</u>
<u>Liquidity Reserve Account</u>	
Initial Balance of Liquidity Reserve Account	1,750,000.00
Liquidity Reserve Account (bop)	1,750,000.00
Amounts debited to Liquidity Reserve Account	0.00
Amounts credited to Liquidity Reserve Account	0.00
Liquidity Reserve Account (eop)	1,750,000.00

	<u>Amount</u>
<u>Commingling Reserve Account</u>	
Initial Balance of Commingling Reserve Account	1,650,000.00
Commingling Reserve Account (bop)	3,516,247.77
Amounts debited to Commingling Reserve Account	303,172.25
Amounts credited to Commingling Reserve Account	0.00
Commingling Reserve Account (eop)	3,213,075.52

	<u>Amount</u>
<u>Set-Off Risk Reserve Account</u>	
Initial Balance of Set-Off Risk Reserve Account	0.00
Set-Off Risk Reserve Account (bop)	3,200.86
Amounts debited to Set-Off Risk Reserve Account	160.11
Amounts credited to Set-Off Risk Reserve Account	0.00
Set-Off Risk Reserve Account (eop)	3,040.75
Debtor Deposit Amount	3,040.75

	<u>Amount</u>
<u>Replenishment Shortfall Account</u>	
Initial Balance of Replenishment Shortfall Account	16.02
Replenishment Shortfall Account (bop)	309.30
Amounts debited to Replenishment Shortfall Account	309.30
Amounts credited to Replenishment Shortfall Account	22.79
Replenishment Shortfall Account (eop)	22.79

Risk Retention

RevoCar 2021-1
Investor Report

Determination Date: 28.02.2025
Investor Reporting Date: 17.03.2025
Payment Date: 25.03.2025
Period No.: 46

economic interest of not less than 5 % of the securitised exposures pursuant to Article 405 paragraph (1) (a) of the CRR by retaining no less than 5 % of the nominal value of each of the tranches sold or transferred to the investors.

	Amount	Retention
Outstanding Balance of the Class A Notes as of the Closing Date:	642,700,000.00	
Outstanding Balance of the retained Class A Notes as of the Closing Date:	642,700,000.00	
Outstanding Balance of the Class A Notes as of the end of the Monthly Period:	642,700,000.00	
Outstanding Balance of the retained Class A Notes as of the end of the Monthly Period	642,700,000.00	100%
Outstanding Balance of the Class B Notes as of the Closing Date:	32,500,000.00	
Outstanding Balance of the retained Class B Notes as of the Closing Date:	32,500,000.00	
Outstanding Balance of the Class B Notes as of the end of the Monthly Period:	32,500,000.00	
Outstanding Balance of the retained Class B Notes as of the end of the Monthly Period	32,500,000.00	100%
Outstanding Balance of the Class C Notes as of the Closing Date:	8,400,000.00	
Outstanding Balance of the retained Class C Notes as of the Closing Date:	1,800,000.00	
Outstanding Balance of the Class C Notes as of the end of the Monthly Period:	8,400,000.00	
Outstanding Balance of the retained Class C Notes as of the end of the Monthly Period	1,800,000.00	21%
Outstanding Balance of the Class D Notes as of the Closing Date:	7,300,000.00	
Outstanding Balance of the retained Class D Notes as of the Closing Date:	900,000.00	
Outstanding Balance of the Class D Notes as of the end of the Monthly Period:	7,300,000.00	
Outstanding Balance of the retained Class D Notes as of the end of the Monthly Period	900,000.00	12%
Outstanding Balance of the Class E Notes as of the Closing Date:	9,100,000.00	
Outstanding Balance of the retained Class E Notes as of the Closing Date:	1,100,000.00	
Outstanding Balance of the Class E Notes as of the end of the Monthly Period:	9,100,000.00	
Outstanding Balance of the retained Class E Notes as of the end of the Monthly Period	1,100,000.00	12%

Available Distribution Amount

RevoCar 2021-1
Investor Report

Determination Date: 28.02.2025
Investor Reporting Date: 17.03.2025
Payment Date: 25.03.2025
Period No.: 46

Liquidity Reserve Transfer Event: No
Servicer Termination Event: No

Payment Collections

Collections received from the Servicer	14,290,015.05
Remaining Collections	16,554,490.24

Calculation of the Available Distribution Amount

Total Collections	30,601,914.18
(a) - thereof Interest Collections	2,668,433.72
(b) - thereof Principal Collections	27,933,480.46
(c) Recovery Collections	242,591.11
(d) Amount on Liquidity Reserve Account (if Liquidity Reserve Transfer Event has occurred)	0.00
(e) Amount on Operating Account (incl. interest on Reserve Accounts)	54,153.80
(f) Amount on Replenishment Shortfall Account (incl. Interest accrued)	309.30
(g) Amount on Commingling Reserve Account (if Servicer Termination Event has occurred)	0.00
(h) Amount of Set-Off Risk Reserve Account	0.00
Available Distribution Amount	30,898,968.39

Waterfall

RevoCar 2021-1
Investor Report

Determination Date: 28.02.2025
Investor Reporting Date: 17.03.2025
Payment Date: 25.03.2025
Period No.: 46

	Payment	Remaining Amount
Available Distribution Amount		30,898,968.39
(i) any due and payable Statutory Claims	-	30,898,968.39
(ii) any due and payable Trustee Expenses	-	30,898,968.39
(iii) any due and payable Administration Expenses	19,971.00	30,878,997.39
(iv) any due and payable Servicing Fee to the Servicer	273,096.34	30,605,901.05
(v) Class A Notes Interest Amount	50,002.06	30,555,898.99
(vi) Class B Notes Interest Amount	25,278.50	30,530,620.49
(vii) Class C Notes Interest Amount	16,332.96	30,514,287.53
(viii) Class D Notes Interest Amount	25,550.00	30,488,737.53
(ix) Class E Notes Interest Amount	49,544.04	30,439,193.49
(x) Additional Purchase Price for Additional Receivables	28,285,789.29	2,153,404.20
(xi) Replenishment Shortfall Amount	22.79	2,153,381.41
(xii) Class A Principal Redemption Amount	-	2,153,381.41
(xiv) Class B Principal Redemption Amount	-	2,153,381.41
(xvi) Class C Principal Redemption Amount	-	2,153,381.41
(xviii) Class D Principal Redemption Amount	-	2,153,381.41
(xx) Class E Principal Redemption Amount	-	2,153,381.41
(xxi) Commingling Reserve Adjustment Amount	-	2,153,381.41
(xxii) Set-Off Risk Reserve Adjustment Amount	-	2,153,381.41
(xxiii) Additional Servicer Fee to the Servicer	2,153,281.41	100.00
(xxiv) Transaction Gain to the shareholders of the Issuer	100.00	0.00

Portfolio Information

RevoCar 2021-1
Investor Report

Determination Date: 28.02.2025
Investor Reporting Date: 17.03.2025
Payment Date: 25.03.2025
Period No.: 46

	<u>Current Period</u>	
	Outstanding Principal Balance	Number of Contracts
Beginning of Period	699,999,690.70	54,239
Scheduled Principal Payments	12,880,229.72	
Principal Payments End of Term	4,810,425.48	766
Principal Payments Early Settlement	10,242,825.26	895
Total Principal Collections	27,933,480.46	1,661
Defaulted Receivables	352,022.32	42
Replenishment Amount	28,285,789.29	1,543
End of Period (As of Determination Date)	699,999,977.21	54,079
Replenishment Shortfall Amount	22.79	
Total Assets	700,000,000.00	54,079

Defaults and Recoveries Loan Level Information

RevoCar 2021-1
Investor Report

Determination Date: 28.02.2025
Investor Reporting Date: 17.03.2025
Payment Date: 25.03.2025
Period No.: 46

No.	Month / Year of Default	Month / Year of Loan Origin	Outstanding Principal Balance (Cut-Off Date)	Default Amount	Recovery	Net Loss Amount	Net Loss Percentage on Default Amount	Current Outstanding (including recoveries and possible write-offs)	Post Code Area	Object Type (new/used)	Vehicle Brand	Contract Type	Customer Type
674	as of 01/25		13,259,750.80	10,697,156.98	5,002,300.43	5,694,856.55	53.2%	2,248,051.32					
716			13,855,344.64	11,049,179.30	5,244,891.54	5,804,287.76	52.5%	2,295,928.27					
1	2021-07	2020-12	31,214.70	31,954.87	19,532.64	12,422.23	38.9%	0.00	23684	NW	SEAT	Loan Balloon	Private
2	2021-07	2019-08	9,713.69	9,914.43	8,583.05	1,331.38	13.4%	0.00	60439	GW	OPEL	Loan Amortising	Private
3	2021-08	2020-12	7,595.52	7,716.02	-31.37	7,747.39	100.4%	0.00	21107	GW	SMART	Loan Balloon	Private
4	2021-09	2020-08	27,092.90	26,881.94	20,126.21	6,755.73	25.1%	0.00	93077	GW	AUDI	Loan Amortising	Private
5	2021-09	2020-08	25,280.57	2,259.05	2,259.05	0.00	0.0%	0.00	85659	NW	FORD	Loan Balloon	Private
6	2021-09	2020-09	3,810.93	3,474.26	939.65	2,534.61	73.0%	0.00	49632	GW	RENAULT	Loan Amortising	Private
7	2021-09	2020-09	21,782.13	21,899.27	16,594.70	5,304.57	24.2%	0.00	80807	GW	MERCEDES-BENZ	Loan Amortising	Private
8	2021-09	2020-10	14,731.07	14,908.24	9,098.53	5,809.71	39.0%	0.00	95482	NW	FIAT	Loan Amortising	Private
9	2021-09	2020-09	16,777.78	15,563.23	14,563.42	1,006.81	6.5%	0.00	35435	GW	MERCEDES-BENZ	Loan Balloon	Private
10	2021-09	2020-12	13,161.53	13,057.83	4,451.50	8,606.33	65.9%	0.00	52477	GW	MERCEDES-BENZ	Loan Amortising	Private
11	2021-09	2020-07	5,021.22	4,595.36	4,595.36	0.00	0.0%	0.00	08115	GW	FIAT	Loan Amortising	Commercial
12	2021-09	2020-12	37,217.87	37,069.57	13,789.68	23,279.89	62.8%	0.00	37586	GW	BMW	Loan Amortising	Private
13	2021-09	2021-01	29,176.39	29,170.75	25,570.53	3,600.22	12.3%	0.00	55116	GW	MERCEDES-BENZ	Loan Balloon	Private
14	2021-09	2021-01	10,417.84	10,616.58	-140.04	10,756.62	101.3%	0.00	72270	GW	AUDI	Loan Balloon	Private
15	2021-09	2021-02	18,003.74	17,959.06	-69.60	18,028.66	100.4%	0.00	80809	GW	MERCEDES-BENZ	Loan Amortising	Private
16	2021-10	2020-10	7,498.60	7,079.60	7,079.60	0.00	0.0%	0.00	26135	GW	FORD	Loan Amortising	Commercial
17	2021-10	2020-11	12,561.62	11,962.66	11,962.66	0.00	0.0%	0.00	46325	NW	SUZUKI	Loan Amortising	Private
18	2021-10	2020-12	22,812.25	24,795.79	-49.75	24,845.54	100.2%	0.00	96269	GW	VW	Loan Balloon	Private
19	2021-10	2020-12	41,519.05	39,007.01	1,313.86	37,693.15	96.6%	0.00	96317	NW	AUDI	Loan Balloon	Private
20	2021-10	2021-01	25,138.07	26,096.83	-11.63	26,108.46	100.0%	0.00	97453	GW	VW	Loan Balloon	Private
21	2021-10	2020-05	6,319.68	6,391.87	2,165.78	4,226.09	66.1%	0.00	33428	GW	VW	Loan Amortising	Private
22	2021-10	2020-06	5,678.29	6,006.88	-24.48	6,031.36	100.4%	0.00	40822	GW	MERCEDES-BENZ	Loan Amortising	Private
23	2021-11	2020-07	6,065.67	5,202.11	-53.84	5,255.95	101.0%	0.00	24589	GW	OPEL	Loan Amortising	Private
24	2021-11	2020-07	5,903.74	5,586.57	1,884.41	3,702.16	66.3%	0.00	77855	GW	MINI	Loan Amortising	Private
25	2021-11	2020-07	23,812.90	24,229.56	19,517.45	4,712.11	19.4%	0.00	60433	GW	RENAULT	Loan Balloon	Private
26	2021-11	2020-08	9,474.10	10,006.14	9,731.76	274.38	2.7%	0.00	72160	GW	VW	Loan Amortising	Private
27	2021-11	2020-09	13,641.33	12,771.09	9,860.62	2,910.47	22.8%	0.00	52134	GW	KIA	Loan Balloon	Private
28	2021-11	2020-10	27,540.13	27,601.56	23,574.84	4,026.72	14.6%	0.00	09427	NW	SKODA	Loan Balloon	Private
29	2021-11	2020-11	18,201.26	17,619.51	13,243.64	4,375.87	24.8%	0.00	59192	GW	PEUGEOT	Loan Balloon	Private
30	2021-11	2020-12	12,149.98	12,114.81	11,676.59	438.22	3.6%	0.00	85077	GW	AUDI	Loan Amortising	Private

Defaults and Recoveries Loan Level Information

RevoCar 2021-1
Investor Report

Determination Date: 28.02.2025
Investor Reporting Date: 17.03.2025
Payment Date: 25.03.2025
Period No.: 46

No.	Month / Year of Default	Month / Year of Loan Origin	Original Principal Balance (Cut-Off Date)	Default Amount	Recovery	Net Loss Amount	Net Loss Percentage on Default Amount	Outstanding (including write-offs)	Post Code Area	Object Type (new/used)	Vehicle Brand	Contract Type	Customer Type
31	2021-11	2020-06	28,156.87	26,319.89	24,686.79	1,633.10	6.2%	0.00	04288	GW	DODGE	Loan Balloon	Commercial
32	2021-11	2020-08	11,380.77	11,380.77	8,530.47	2,850.30	25.0%	0.00	35260	GW	AUDI	Loan Amortising	Private
33	2021-11	2020-01	3,119.46	2,839.71	2,641.39	198.32	7.0%	198.32	06502	GW	VW	Loan Amortising	Private
34	2021-11	2021-03	30,547.82	30,779.95	19,437.35	11,342.60	36.9%	0.00	52538	NW	VW	Loan Balloon	Private
35	2021-12	2021-01	23,451.33	25,273.19	11,570.26	13,702.93	54.2%	0.00	91809	GW	BMW	Loan Balloon	Private
36	2021-12	2020-08	8,704.97	8,739.15	-32.43	8,771.58	100.4%	0.00	91757	GW	OPEL	Loan Amortising	Private
37	2021-12	2020-11	33,850.60	19,168.64	-74.88	19,243.52	100.4%	0.00	36251	GW	PORSCHE	Loan Balloon	Commercial
38	2021-12	2020-11	8,323.35	8,547.74	-51.54	8,599.28	100.6%	0.00	86165	GW	AUDI	Loan Balloon	Private
39	2021-12	2020-12	30,234.89	28,092.26	20,067.96	8,024.30	28.6%	0.00	22119	GW	VW	Loan Amortising	Commercial
40	2021-12	2021-01	19,002.14	18,565.36	17,238.59	1,326.77	7.1%	0.00	32791	GW	NISSAN	Loan Balloon	Private
41	2021-12	2021-01	20,008.44	19,017.54	14,720.82	4,296.72	22.6%	0.00	04613	GW	AUDI	Loan Amortising	Private
42	2021-12	2021-01	23,297.76	23,390.19	-1,112.57	24,502.76	104.8%	0.00	10367	NW	RENAULT	Loan Balloon	Private
43	2021-12	2020-04	46,573.98	44,544.56	26,306.53	18,238.03	40.9%	0.00	22335	NW	FORD	Loan Balloon	Commercial
44	2021-12	2021-04	21,556.81	21,588.98	14,071.90	7,517.08	34.8%	0.00	92442	GW	SSANG YONG	Loan Balloon	Private
45	2022-01	2020-08	10,335.22	10,187.45	291.08	9,896.37	97.1%	0.00	22769	GW	SMART	Loan Balloon	Private
46	2022-01	2020-09	30,435.24	30,837.94	18,644.55	12,193.39	39.5%	0.00	63454	GW	AUDI	Loan Balloon	Private
47	2022-01	2020-11	56,049.65	56,098.72	42,152.08	13,946.64	24.9%	0.00	81827	NW	BMW	Loan Balloon	Private
48	2022-01	2020-12	14,552.23	14,540.44	3,922.32	10,618.12	73.0%	0.00	25856	GW	VW	Loan Balloon	Private
49	2022-01	2021-02	3,635.64	3,030.54	-38.68	3,069.22	101.3%	0.00	97980	GW	OPEL	Loan Balloon	Private
50	2022-01	2019-05	19,632.14	19,221.89	12,067.83	7,154.06	37.2%	0.00	66953	NW	KIA	Loan Balloon	Private
51	2022-01	2021-07	23,612.13	23,749.36	17,441.90	6,307.46	26.6%	0.00	68199	GW	AUDI	Loan Amortising	Private
52	2022-02	2020-07	18,312.49	17,388.21	12,592.34	4,795.87	27.6%	0.00	12249	GW	OPEL	Loan Amortising	Private
53	2022-02	2020-07	34,728.82	31,345.19	13,670.73	17,674.46	56.4%	17,674.46	72475	GW	ALFA ROMEO	Loan Balloon	Private
54	2022-02	2020-08	21,763.20	20,719.26	20,719.26	0.00	0.0%	0.00	41836	NW	FORD	Loan Amortising	Private
55	2022-02	2020-08	17,236.95	16,161.12	11,453.76	4,707.36	29.1%	0.00	32805	GW	KIA	Loan Balloon	Private
56	2022-02	2020-08	9,563.28	8,910.86	8,910.86	0.00	0.0%	0.00	80995	GW	OPEL	Loan Balloon	Private
57	2022-02	2020-10	20,348.80	20,248.86	17,589.02	2,659.84	13.1%	0.00	90562	GW	BMW	Loan Balloon	Private
58	2022-02	2020-12	15,415.80	14,792.96	12,182.61	2,610.35	17.6%	0.00	06917	GW	FORD	Loan Amortising	Private
59	2022-02	2020-12	8,814.23	8,157.36	2,657.27	5,500.09	67.4%	0.00	73312	GW	DACIA	Loan Amortising	Private
60	2022-02	2020-12	4,563.40	4,234.90	1,861.69	2,373.21	56.0%	0.00	04207	GW	SKODA	Loan Amortising	Private

Defaults and Recoveries Loan Level Information

RevoCar 2021-1
Investor Report

Determination Date: 28.02.2025
Investor Reporting Date: 17.03.2025
Payment Date: 25.03.2025
Period No.: 46

No.	Month / Year of Default	Month / Year of Loan Origin	Original Principal Balance (Cut-Off Date)	Default Amount	Recovery	Net Loss Amount	Net Loss Percentage on Default Amount	Outstanding (including write-offs)	Post Code Area	Object Type (new/used)	Vehicle Brand	Contract Type	Customer Type
61	2022-02	2020-12	23,567.91	22,481.18	20,425.59	2,055.59	9.1%	0.00	89081	NW	HYUNDAI	Loan Balloon	Private
62	2022-02	2020-07	1,775.50	1,393.00	602.18	790.82	56.8%	0.00	63674	GW	BMW	Loan Amortising	Private
63	2022-03	2020-06	28,573.24	27,398.17	23,028.24	4,369.93	15.9%	0.00	97318	GW	BMW	Loan Amortising	Private
64	2022-03	2020-08	15,807.06	14,973.65	10,565.09	4,408.56	29.4%	0.00	86356	GW	FIAT	Loan Balloon	Private
65	2022-03	2020-08	6,076.79	5,902.80	2,569.47	3,333.33	56.5%	0.00	45665	GW	VW	Loan Amortising	Private
66	2022-03	2021-03	17,889.43	16,146.09	8,585.46	7,560.63	46.8%	0.00	30926	GW	RENAULT	Loan Balloon	Private
67	2022-03	2020-09	23,426.30	24,549.26	18,446.76	6,102.50	24.9%	0.00	34560	GW	BMW	Loan Balloon	Private
68	2022-03	2020-11	12,056.27	10,643.51	3,072.27	7,571.24	71.1%	0.00	41236	GW	FORD	Loan Amortising	Private
69	2022-03	2020-12	23,948.87	22,984.14	9,489.33	13,494.81	58.7%	0.00	74206	GW	AUDI	Loan Balloon	Private
70	2022-03	2021-01	40,452.62	40,117.34	37,557.85	2,559.49	6.4%	0.00	27711	NW	CUPRA	Loan Balloon	Private
71	2022-03	2021-01	9,596.86	8,962.99	3,084.54	5,878.45	65.6%	0.00	25746	GW	PEUGEOT	Loan Amortising	Private
72	2022-03	2021-02	35,902.18	12,228.40	3,142.80	9,085.60	74.3%	0.00	44879	NW	KIA	Loan Balloon	Private
73	2022-03	2019-07	4,805.01	5,099.36	1,749.32	3,350.04	65.7%	0.00	42699	GW	VW	Loan Amortising	Private
74	2022-03	2019-08	5,843.86	5,001.05	2,096.44	2,904.61	58.1%	0.00	94486	GW	PEUGEOT	Loan Amortising	Private
75	2022-03	2020-04	4,727.93	4,829.25	2,066.74	2,762.51	57.2%	0.00	49661	GW	MAZDA	Loan Amortising	Private
76	2022-03	2020-05	3,278.27	2,456.76	-9.99	2,466.75	100.4%	0.00	44534	GW	CHEVROLET	Loan Balloon	Private
77	2022-03	2020-05	4,668.12	4,968.67	-42.09	5,010.76	100.8%	0.00	81739	GW	OPEL	Loan Amortising	Private
78	2022-03	2020-06	11,350.62	10,664.15	10,664.15	0.00	0.0%	0.00	22549	GW	VW	Loan Amortising	Private
79	2022-04	2020-06	7,753.95	7,708.28	7,708.28	0.00	0.0%	0.00	50374	NW	RENAULT	Loan Balloon	Private
80	2022-04	2020-09	9,365.01	8,893.46	-49.46	8,942.92	100.6%	0.00	36093	GW	NISSAN	Loan Amortising	Private
81	2022-04	2020-10	16,161.80	15,430.96	407.34	15,023.62	97.4%	0.00	36179	GW	VW	Loan Balloon	Private
82	2022-04	2020-12	20,764.30	19,824.08	-90.61	19,914.69	100.5%	0.00	86916	GW	AUDI	Loan Balloon	Private
83	2022-04	2020-12	31,057.11	29,458.50	18,694.77	10,763.73	36.5%	0.00	74388	GW	AUDI	Loan Amortising	Private
84	2022-04	2020-12	12,263.92	11,246.61	3,050.26	8,196.35	72.9%	0.00	39261	GW	VW	Loan Amortising	Private
85	2022-04	2021-03	10,217.43	8,779.10	-38.61	8,817.71	100.4%	0.00	64297	GW	AUDI	Loan Amortising	Private
86	2022-04	2020-05	2,744.67	2,183.77	951.93	1,231.84	56.4%	0.00	67354	GW	AUDI	Loan Amortising	Private
87	2022-04	2021-06	16,554.56	15,734.14	7,550.65	8,183.49	52.0%	0.00	83361	GW	HYUNDAI	Loan Amortising	Private
88	2022-05	2020-07	23,196.71	22,507.08	18,182.27	4,324.81	19.2%	0.00	42929	GW	PORSCHE	Loan Balloon	Private
89	2022-05	2020-08	7,388.93	6,307.49	6,015.47	292.02	4.6%	0.00	87448	GW	OPEL	Loan Amortising	Private
90	2022-05	2020-08	8,858.60	6,604.79	6,604.79	0.00	0.0%	0.00	77855	GW	VW	Loan Amortising	Private

Defaults and Recoveries Loan Level Information

RevoCar 2021-1
Investor Report

Determination Date: 28.02.2025
Investor Reporting Date: 17.03.2025
Payment Date: 25.03.2025
Period No.: 46

No.	Month / Year of Default	Month / Year of Loan Origin	Original Principal Balance (Cut-Off Date)	Default Amount	Recovery	Net Loss Amount	Net Loss Percentage on Default Amount	Outstanding (including write-offs)	Post Code Area	Object Type (new/used)	Vehicle Brand	Contract Type	Customer Type
91	2022-05	2020-09	24,720.83	24,450.00	21,047.06	3,402.94	13.9%	0.00	44141	NW	KIA	Loan Balloon	Private
92	2022-05	2021-01	16,068.07	16,052.51	16,052.51	0.00	0.0%	0.00	85221	GW	BMW	Loan Balloon	Private
93	2022-05	2021-02	14,760.86	13,431.57	9,824.44	3,607.13	26.9%	0.00	04420	GW	VW	Loan Balloon	Private
94	2022-05	2021-02	25,034.31	23,103.60	12,524.12	10,579.48	45.8%	0.00	17389	GW	OPEL	Loan Balloon	Private
95	2022-05	2021-02	15,575.08	14,428.89	-70.68	14,499.57	100.5%	0.00	59590	GW	VW	Loan Balloon	Private
96	2022-05	2021-02	14,301.15	13,067.91	13,067.91	0.00	0.0%	0.00	14478	GW	MAZDA	Loan Amortising	Private
97	2022-05	2019-03	25,605.48	24,567.51	11,454.72	13,112.79	53.4%	0.00	33775	GW	JEEP	Loan Balloon	Private
98	2022-05	2020-06	22,922.10	20,171.59	12,499.84	7,671.75	38.0%	0.00	61231	NW	FIAT	Loan Balloon	Commercial
99	2022-05	2020-04	13,673.46	13,053.83	12,555.49	498.34	3.8%	0.00	33014	GW	AUDI	Loan Balloon	Private
100	2022-05	2020-06	7,585.29	4,607.56	127.96	4,479.60	97.2%	0.00	45881	GW	OPEL	Loan Amortising	Private
101	2022-05	2021-05	31,278.62	31,078.30	24,943.73	6,134.57	19.7%	0.00	95028	GW	SEAT	Loan Balloon	Private
102	2022-06	2020-06	20,044.52	19,157.90	17,984.70	1,173.20	6.1%	0.00	85435	NW	ABARTH	Loan Balloon	Private
103	2022-06	2020-07	15,922.12	14,396.50	3,881.96	10,514.54	73.0%	0.00	97422	GW	MAZDA	Loan Balloon	Private
104	2022-06	2020-11	31,634.89	28,696.94	20,909.32	7,787.62	27.1%	0.00	84168	NW	MAZDA	Loan Balloon	Private
105	2022-06	2020-11	4,137.64	3,424.65	1,492.13	1,932.52	56.4%	0.00	26386	GW	RENAULT	Loan Amortising	Private
106	2022-06	2021-02	15,965.20	14,425.27	8,707.51	5,717.76	39.6%	0.00	59519	GW	KIA	Loan Amortising	Private
107	2022-06	2020-01	7,386.41	5,165.15	5,165.15	0.00	0.0%	0.00	47805	GW	AUDI	Loan Amortising	Private
108	2022-06	2020-02	17,303.60	14,384.81	14,384.81	0.00	0.0%	0.00	73240	GW	VW	Loan Amortising	Private
109	2022-06	2021-04	22,321.79	449.37	650.80	-201.43	0.0%	-201.43	51105	GW	MERCEDES-BENZ	Loan Amortising	Private
110	2022-06	2021-06	15,345.04	15,433.27	11,754.75	3,678.52	23.8%	0.00	47638	GW	VW	Loan Amortising	Private
111	2022-07	2020-08	12,969.80	12,179.74	10,674.78	1,504.96	12.4%	0.00	79639	NW	DUCATI	Loan Amortising	Private
112	2022-07	2021-01	13,530.08	12,783.51	-208.94	12,992.45	101.6%	0.00	78054	GW	MERCEDES-BENZ	Loan Amortising	Private
113	2022-07	2021-02	17,775.55	16,339.96	4,378.18	11,961.78	73.2%	0.00	85435	GW	IVECO	Loan Balloon	Private
114	2022-07	2020-01	11,770.24	10,122.94	2,766.26	7,356.68	72.7%	0.00	56566	GW	MERCEDES-BENZ	Loan Amortising	Private
115	2022-07	2021-02	16,297.28	15,865.94	15,389.77	476.17	3.0%	0.00	50765	NW	SMART	Loan Balloon	Private
116	2022-07	2020-06	20,374.80	17,085.33	4,035.51	13,049.82	76.4%	0.00	86568	NW	FIAT	Loan Balloon	Private
117	2022-07	2020-06	27,764.83	25,565.19	14,240.00	11,325.19	44.3%	0.00	87439	GW	OPEL	Loan Balloon	Private
118	2022-07	2021-05	16,093.72	15,271.22	2,860.23	12,410.99	81.3%	12,410.99	65187	GW	CITROEN	Loan Balloon	Private
119	2022-07	2021-05	10,018.23	9,211.82	8,159.15	1,052.67	11.4%	0.00	41199	GW	PEUGEOT	Loan Amortising	Private
120	2022-08	2020-07	2,434.80	996.20	440.42	555.78	55.8%	0.00	75172	GW	BMW	Loan Amortising	Private

Defaults and Recoveries Loan Level Information

RevoCar 2021-1
Investor Report

Determination Date: 28.02.2025
Investor Reporting Date: 17.03.2025
Payment Date: 25.03.2025
Period No.: 46

No.	Month / Year of Default	Month / Year of Loan Origin	Original Principal Balance (Cut-Off Date)	Default Amount	Recovery	Net Loss Amount	Net Loss Percentage on Default Amount	Outstanding (including write-offs)	Post Code Area	Object Type (new/used)	Vehicle Brand	Contract Type	Customer Type
121	2022-08	2020-07	2,481.19	202.62	202.62	0.00	0.0%	0.00	68309	NW	PEUGEOT	Loan Amortising	Private
122	2022-08	2020-09	5,679.27	1,422.05	375.17	1,046.88	73.6%	0.00	31275	GW	LAND ROVER	Loan Amortising	Private
123	2022-08	2020-09	3,048.96	1,999.23	1,999.23	0.00	0.0%	0.00	93077	GW	MAZDA	Loan Amortising	Private
124	2022-08	2020-10	14,074.60	12,958.69	9,335.34	3,623.35	28.0%	0.00	31789	GW	BMW	Loan Amortising	Private
125	2022-08	2020-10	22,566.69	19,120.36	5,255.84	13,864.52	72.5%	0.00	71332	NW	FIAT	Loan Balloon	Private
126	2022-08	2020-11	6,128.90	4,791.68	4,138.71	652.97	13.6%	0.00	47929	GW	DACIA	Loan Amortising	Private
127	2022-08	2020-12	3,900.04	2,935.24	1,288.31	1,646.93	56.1%	0.00	45699	GW	DAIHATSU	Loan Amortising	Private
128	2022-08	2020-12	2,857.42	2,517.41	1,096.28	1,421.13	56.5%	0.00	25335	GW	MERCEDES-BENZ	Loan Amortising	Private
129	2022-08	2020-12	32,764.32	28,977.37	20,170.22	8,807.15	30.4%	0.00	81249	GW	TOYOTA	Loan Balloon	Private
130	2022-08	2021-01	35,657.84	33,108.05	21,513.26	11,594.79	35.0%	0.00	59065	GW	MERCEDES-BENZ	Loan Balloon	Private
131	2022-08	2021-02	8,504.44	6,689.06	4,629.83	2,059.23	30.8%	0.00	86643	GW	DACIA	Loan Amortising	Private
132	2022-08	2019-10	3,745.01	2,984.44	-11.97	2,996.41	100.4%	0.00	44787	GW	FIAT	Loan Amortising	Private
133	2022-08	2019-11	18,407.83	15,518.03	15,143.22	374.81	2.4%	0.00	84069	NW	ANDERE	Loan Amortising	Private
134	2022-08	2020-05	4,708.05	3,012.44	1,310.84	1,701.60	56.5%	0.00	38458	GW	AUDI	Loan Balloon	Private
135	2022-08	2020-06	34,728.55	32,474.71	21,126.63	11,348.08	34.9%	0.00	01844	NW	FIAT	Loan Balloon	Private
136	2022-08	2021-06	15,391.02	14,692.56	12,452.22	2,240.34	15.2%	0.00	24321	GW	BMW	Loan Balloon	Private
137	2022-08	2021-08	8,474.10	8,439.47	-831.86	9,271.33	109.9%	0.00	63607	NW	RENAULT	Loan Balloon	Commercial
138	2022-09	2020-06	4,011.06	2,996.66	2,996.66	0.00	0.0%	0.00	49424	GW	CITROEN	Loan Amortising	Private
139	2022-09	2020-07	48,008.99	43,087.93	38,413.10	4,674.83	10.8%	0.00	56070	GW	MERCEDES-BENZ	Loan Balloon	Private
140	2022-09	2020-07	8,778.24	6,984.13	-20.66	7,004.79	100.3%	0.00	54308	GW	MOTO GUZZI	Loan Amortising	Private
141	2022-09	2020-08	11,796.82	10,675.91	8,595.95	2,079.96	19.5%	0.00	74172	NW	FIAT	Loan Balloon	Private
142	2022-09	2020-09	16,112.82	13,589.06	13,589.06	0.00	0.0%	0.00	64295	GW	VW	Loan Balloon	Private
143	2022-09	2020-09	12,475.10	10,518.71	2,893.53	7,625.18	72.5%	0.00	33647	GW	VW	Loan Amortising	Private
144	2022-09	2020-11	34,459.02	30,132.46	30,132.46	0.00	0.0%	0.00	82256	GW	BMW	Loan Amortising	Private
145	2022-09	2020-11	16,364.01	14,485.03	9,558.05	4,926.98	34.0%	0.00	28259	GW	NISSAN	Loan Balloon	Private
146	2022-09	2020-12	22,183.68	21,168.61	14,643.65	6,524.96	30.8%	0.00	89231	GW	AUDI	Loan Amortising	Private
147	2022-09	2020-12	18,120.77	14,665.03	14,665.03	0.00	0.0%	0.00	12045	NW	FORD	Loan Balloon	Commercial
148	2022-09	2020-12	12,040.21	11,062.03	-37.12	11,099.15	100.3%	0.00	72178	GW	TOYOTA	Loan Amortising	Private
149	2022-09	2021-01	34,829.96	32,301.12	21,322.82	10,978.30	34.0%	0.00	81929	GW	VW	Loan Balloon	Private
150	2022-09	2021-01	34,565.67	30,307.18	13,489.82	16,817.36	55.5%	0.00	90439	GW	VW	Loan Balloon	Private

Defaults and Recoveries Loan Level Information

RevoCar 2021-1
Investor Report

Determination Date: 28.02.2025
Investor Reporting Date: 17.03.2025
Payment Date: 25.03.2025
Period No.: 46

No.	Month / Year of Default	Month / Year of Loan Origin	Original Principal Balance (Cut-Off Date)	Default Amount	Recovery	Net Loss Amount	Net Loss Percentage on Default Amount	Outstanding (including write-offs)	Post Code Area	Object Type (new/used)	Vehicle Brand	Contract Type	Customer Type
151	2022-09	2020-02	7,104.29	6,072.67	2,068.41	4,004.26	65.9%	0.00	53894	GW	VW	Loan Amortising	Private
152	2022-09	2021-07	47,050.99	46,025.25	35,627.64	10,397.61	22.6%	0.00	24109	GW	MERCEDES-BENZ	Loan Balloon	Private
153	2022-10	2020-06	16,860.40	12,649.51	3,299.26	9,350.25	73.9%	0.00	51063	GW	FORD	Loan Amortising	Private
154	2022-10	2020-07	20,061.38	17,528.72	17,528.72	0.00	0.0%	0.00	34131	NW	FORD	Loan Balloon	Private
155	2022-10	2020-11	6,112.62	4,330.47	4,330.47	0.00	0.0%	0.00	63477	GW	VW	Loan Amortising	Private
156	2022-10	2020-12	18,717.18	15,123.59	11,604.20	3,519.39	23.3%	0.00	21075	GW	MERCEDES-BENZ	Loan Amortising	Private
157	2022-10	2020-12	29,356.88	27,563.15	29,613.03	-2,049.88	0.0%	0.00	53489	NW	HYUNDAI	Loan Balloon	Private
158	2022-10	2021-02	36,526.53	35,432.43	32,315.97	3,116.46	8.8%	0.00	97980	NW	SKODA	Loan Balloon	Private
159	2022-10	2020-06	14,409.23	13,713.01	9,933.61	3,779.40	27.6%	0.00	89233	GW	HYUNDAI	Loan Balloon	Private
160	2022-10	2020-05	5,027.76	3,227.64	1,732.67	1,494.97	46.3%	0.00	42855	GW	MERCEDES-BENZ	Loan Amortising	Private
161	2022-10	2020-05	11,273.17	11,407.57	10,042.96	1,364.61	12.0%	0.00	14979	GW	VW	Loan Balloon	Private
162	2022-10	2021-07	21,115.60	19,282.81	-3,519.99	22,802.80	118.3%	0.00	78337	GW	SKODA	Loan Balloon	Private
163	2022-10	2021-12	22,668.37	22,645.73	19,118.73	3,527.00	15.6%	0.00	89079	GW	KIA	Loan Balloon	Private
164	2022-10	2022-01	29,601.37	30,072.38	-188.32	30,260.70	100.6%	0.00	02826	GW	ALFA ROMEO	Loan Balloon	Private
165	2022-11	2021-01	15,844.19	16,447.33	9,303.72	7,143.61	43.4%	0.00	10587	NW	RENAULT	Loan Amortising	Commercial
166	2022-11	2020-08	18,706.39	16,573.86	4,536.96	12,036.90	72.6%	0.00	68309	GW	SMART	Loan Balloon	Private
167	2022-11	2020-09	11,750.94	10,320.13	-29.54	10,349.67	100.3%	0.00	50226	GW	AUDI	Loan Amortising	Private
168	2022-11	2020-10	12,128.37	11,157.27	3,011.39	8,145.88	73.0%	0.00	54332	GW	SEAT	Loan Amortising	Private
169	2022-11	2020-11	13,327.34	11,105.18	-1,253.93	12,359.11	111.3%	0.00	65428	GW	NISSAN	Loan Balloon	Private
170	2022-11	2021-01	18,916.62	18,622.06	-101.98	18,724.04	100.5%	0.00	01917	GW	FORD	Loan Amortising	Private
171	2022-11	2020-12	15,227.81	6,872.11	6,330.97	541.14	7.9%	0.00	22459	NW	FORD	Loan Amortising	Private
172	2022-11	2020-10	9,585.10	7,188.76	7,188.76	0.00	0.0%	0.00	10963	GW	VW	Loan Amortising	Private
173	2022-11	2020-05	35,384.04	32,311.28	24,266.17	8,045.11	24.9%	0.00	26624	NW	PEUGEOT	Loan Balloon	Private
174	2022-11	2020-11	41,887.42	35,555.07	25,813.42	9,741.65	27.4%	0.00	48159	NW	FORD	Loan Balloon	Private
175	2022-11	2021-05	17,012.23	16,291.07	15,217.29	1,073.78	6.6%	0.00	67433	NW	HYUNDAI	Loan Balloon	Private
176	2022-11	2021-09	25,883.51	26,400.15	5,434.19	20,965.96	79.4%	0.00	40227	GW	MINI	Loan Balloon	Private
177	2022-12	2020-06	17,663.02	14,929.14	5,407.72	9,521.42	63.8%	9,521.42	85748	GW	MAZDA	Loan Balloon	Private
178	2022-12	2020-08	34,878.46	32,114.18	-115.87	32,230.05	100.4%	0.00	93173	NW	HYUNDAI	Loan Balloon	Private
179	2022-12	2020-09	20,189.45	17,431.45	16,355.50	1,075.95	6.2%	0.00	70439	NW	OPEL	Loan Balloon	Private
180	2022-12	2020-12	35,138.64	31,631.64	31,631.64	0.00	0.0%	0.00	99610	GW	VW	Loan Amortising	Private

Defaults and Recoveries Loan Level Information

RevoCar 2021-1
Investor Report

Determination Date: 28.02.2025
Investor Reporting Date: 17.03.2025
Payment Date: 25.03.2025
Period No.: 46

No.	Month / Year of Default	Month / Year of Loan Origin	Original Principal Balance (Cut-Off Date)	Default Amount	Recovery	Net Loss Amount	Net Loss Percentage on Default Amount	Outstanding (including write-offs)	Post Code Area	Object Type (new/used)	Vehicle Brand	Contract Type	Customer Type
181	2022-12	2021-02	31,448.85	27,306.86	19,005.07	8,301.79	30.4%	0.00	70736	NW	RENAULT	Loan Balloon	Private
182	2022-12	2021-02	23,188.59	20,954.26	17,000.81	3,953.45	18.9%	0.00	89426	GW	RENAULT	Loan Balloon	Private
183	2022-12	2021-02	22,060.95	19,884.68	-64.94	19,949.62	100.3%	0.00	28865	GW	BMW	Loan Balloon	Private
184	2022-12	2021-02	20,522.10	18,818.32	5,181.04	13,637.28	72.5%	0.00	45549	GW	AUDI	Loan Amortising	Private
185	2022-12	2019-06	2,531.70	1,300.19	1,300.19	0.00	0.0%	0.00	95195	GW	MITSUBISHI	Loan Amortising	Private
186	2022-12	2020-03	7,201.33	1,580.21	1,401.92	178.29	11.3%	0.00	47574	GW	VW	Loan Amortising	Private
187	2022-12	2020-05	8,702.55	7,474.40	6,292.00	1,182.40	15.8%	0.00	96364	NW	SHERCO	Loan Balloon	Private
188	2022-12	2021-10	36,800.27	36,286.03	20,116.77	16,169.26	44.6%	0.00	39397	NW	KIA	Loan Balloon	Private
189	2022-12	2021-12	16,910.48	15,913.72	13,658.88	2,254.84	14.2%	0.00	86157	NW	HYUNDAI	Loan Balloon	Private
190	2023-01	2020-07	3,925.42	2,810.48	1,566.16	1,244.32	44.3%	0.00	76332	NW	KTM	Loan Amortising	Private
191	2023-01	2020-07	3,213.85	1,784.24	711.68	1,072.56	60.1%	0.00	91623	GW	VW	Loan Amortising	Private
192	2023-01	2020-10	12,922.36	10,406.68	2,168.37	8,238.31	79.2%	0.00	37154	GW	OPEL	Loan Amortising	Private
193	2023-01	2020-11	3,578.77	3,063.47	1,400.53	1,662.94	54.3%	1,662.94	24963	GW	RENAULT	Loan Balloon	Private
194	2023-01	2020-11	31,328.73	27,160.89	11,715.68	15,445.21	56.9%	0.00	45699	GW	BMW	Loan Balloon	Private
195	2023-01	2020-12	25,905.47	20,586.92	7,118.92	13,468.00	65.4%	13,468.00	82110	GW	AUDI	Loan Balloon	Private
196	2023-01	2020-12	7,343.61	7,421.97	-42.15	7,464.12	100.6%	0.00	86356	GW	FIAT	Loan Balloon	Private
197	2023-01	2020-12	16,651.80	14,441.63	12,195.82	2,245.81	15.6%	0.00	90419	GW	BMW	Loan Balloon	Private
198	2023-01	2020-09	19,721.58	17,498.98	7,050.61	10,448.37	59.7%	0.00	58093	GW	FIAT	Loan Balloon	Private
199	2023-01	2020-07	17,727.80	7,092.94	-43.66	7,136.60	100.6%	0.00	21079	GW	VOLVO	Loan Amortising	Commercial
200	2023-01	2021-02	5,455.12	4,219.96	1,867.63	2,352.33	55.7%	0.00	48465	GW	CITROEN	Loan Amortising	Private
201	2023-01	2019-06	5,050.07	2,331.26	1,022.83	1,308.43	56.1%	0.00	65201	GW	BMW	Loan Amortising	Private
202	2023-01	2020-04	6,124.14	4,455.58	1,953.25	2,502.33	56.2%	0.00	56472	GW	AUDI	Loan Amortising	Private
203	2023-01	2021-04	6,674.18	5,541.43	2,015.66	3,525.77	63.6%	0.00	01623	GW	NISSAN	Loan Amortising	Private
204	2023-01	2021-04	26,663.59	25,588.29	10,526.21	15,062.08	58.9%	0.00	53757	NW	FORD	Loan Balloon	Private
205	2023-01	2021-11	28,688.71	26,342.72	20,690.33	5,652.39	21.5%	0.00	48720	GW	FORD	Loan Balloon	Private
206	2023-02	2020-08	17,214.44	13,892.51	5,444.96	8,447.55	60.8%	8,447.55	47608	GW	VW	Loan Amortising	Private
207	2023-02	2020-09	11,987.10	11,239.72	3,079.72	8,160.00	72.6%	0.00	04849	GW	VW	Loan Amortising	Private
208	2023-02	2020-09	34,083.40	31,848.38	-152.88	32,001.26	100.5%	0.00	85276	NW	HYUNDAI	Loan Balloon	Private
209	2023-02	2020-09	13,655.77	11,138.82	1,972.34	9,166.48	82.3%	9,166.48	78467	GW	FIAT	Loan Balloon	Private
210	2023-02	2020-11	27,781.73	26,989.56	22,564.09	4,425.47	16.4%	0.00	66914	NW	VW	Loan Balloon	Private

Defaults and Recoveries Loan Level Information

RevoCar 2021-1
Investor Report

Determination Date: 28.02.2025
Investor Reporting Date: 17.03.2025
Payment Date: 25.03.2025
Period No.: 46

No.	Month / Year of Default	Month / Year of Loan Origin	Original Principal Balance (Cut-Off Date)	Default Amount	Recovery	Net Loss Amount	Net Loss Percentage on Default Amount	Outstanding (including write-offs)	Post Code Area	Object Type (new/used)	Vehicle Brand	Contract Type	Customer Type
211	2023-02	2020-12	38,684.77	32,262.11	27,118.67	5,143.44	15.9%	0.00	40724	GW	JEEP	Loan Balloon	Private
212	2023-02	2020-12	29,459.58	24,948.55	22,286.39	2,662.16	10.7%	0.00	83435	NW	MAZDA	Loan Balloon	Private
213	2023-02	2021-01	13,894.46	4,681.95	2,064.29	2,617.66	55.9%	0.00	31535	GW	HYUNDAI	Loan Amortising	Private
214	2023-02	2021-02	13,178.91	10,762.04	-154.43	10,916.47	101.4%	0.00	81667	GW	BMW	Loan Amortising	Private
215	2023-02	2021-02	48,976.37	43,856.51	-683.39	44,539.90	101.6%	0.00	85625	GW	AUDI	Loan Balloon	Private
216	2023-02	2020-09	15,699.15	12,558.97	9,750.80	2,808.17	22.4%	0.00	31547	GW	VW	Loan Balloon	Private
217	2023-02	2021-03	11,947.57	9,072.47	6,333.76	2,738.71	30.2%	0.00	55118	NW	LADA	Loan Balloon	Private
218	2023-02	2021-06	32,179.99	28,908.61	5,496.57	23,412.04	81.0%	0.00	56584	GW	DODGE	Loan Amortising	Private
219	2023-03	2020-06	27,689.53	22,804.26	17,983.46	4,820.80	21.1%	0.00	82335	NW	SUBARU	Loan Balloon	Private
220	2023-03	2020-06	35,055.73	36,508.87	9,580.59	26,928.28	73.8%	0.00	64665	GW	AUDI	Loan Balloon	Commercial
221	2023-03	2020-08	8,006.83	4,561.39	2,149.34	2,412.05	52.9%	0.00	56593	GW	DODGE	Loan Amortising	Private
222	2023-03	2020-08	20,560.46	16,288.23	3,352.08	12,936.15	79.4%	12,936.15	47051	GW	PEUGEOT	Loan Balloon	Private
223	2023-03	2020-08	26,594.76	21,650.37	13,170.73	8,479.64	39.2%	0.00	39340	NW	KIA	Loan Balloon	Private
224	2023-03	2020-09	10,417.34	9,474.19	7,033.26	2,440.93	25.8%	0.00	14621	GW	VW	Loan Amortising	Private
225	2023-03	2020-09	23,018.36	4,458.99	-47.36	4,506.35	101.1%	0.00	54341	NW	MAZDA	Loan Balloon	Private
226	2023-03	2020-10	21,698.59	17,428.61	11,675.03	5,753.58	33.0%	0.00	41066	GW	MAZDA	Loan Amortising	Private
227	2023-03	2020-10	12,690.83	12,511.15	8,604.50	3,906.65	31.2%	0.00	26506	NW	SKODA	Loan Balloon	Private
228	2023-03	2020-10	14,038.50	11,278.75	8,951.03	2,327.72	20.6%	0.00	75382	GW	TOYOTA	Loan Balloon	Private
229	2023-03	2020-11	21,609.84	19,866.53	16,026.13	3,840.40	19.3%	0.00	17389	NW	OPEL	Loan Balloon	Private
230	2023-03	2020-12	12,206.44	9,772.53	6,956.10	2,816.43	28.8%	0.00	45731	NW	KIA	Loan Balloon	Private
231	2023-03	2020-12	15,603.04	9,729.63	-27.85	9,757.48	100.3%	0.00	93073	GW	AUDI	Loan Amortising	Private
232	2023-03	2021-01	13,311.74	11,038.93	7,346.37	3,692.56	33.5%	0.00	59394	GW	OPEL	Loan Balloon	Commercial
233	2023-03	2021-02	30,779.89	23,903.26	16,985.13	6,918.13	28.9%	0.00	66386	GW	CITROEN	Loan Amortising	Commercial
234	2023-03	2021-02	4,639.30	4,159.46	-13.58	4,173.04	100.3%	0.00	19063	GW	SKODA	Loan Amortising	Private
235	2023-03	2021-02	7,814.85	3,054.98	3,054.98	0.00	0.0%	0.00	31224	GW	PEUGEOT	Loan Amortising	Commercial
236	2023-03	2021-02	21,129.59	14,896.74	14,672.85	223.89	1.5%	0.00	12489	NW	FORD	Loan Balloon	Commercial
237	2023-03	2019-10	15,749.01	9,406.24	9,406.24	0.00	0.0%	0.00	66773	GW	AUDI	Loan Amortising	Private
238	2023-03	2021-03	24,726.08	21,870.70	21,870.70	0.00	0.0%	0.00	68163	GW	MERCEDES-BENZ	Loan Amortising	Private
239	2023-03	2020-06	30,018.33	25,138.75	24,308.13	830.62	3.3%	0.00	27755	NW	FORD	Loan Balloon	Private
240	2023-03	2021-06	17,219.35	14,644.25	11,003.57	3,640.68	24.9%	0.00	35789	GW	CITROEN	Loan Amortising	Private

Defaults and Recoveries Loan Level Information

RevoCar 2021-1
Investor Report

Determination Date: 28.02.2025
Investor Reporting Date: 17.03.2025
Payment Date: 25.03.2025
Period No.: 46

No.	Month / Year of Default	Month / Year of Loan Origin	Original Principal Balance (Cut-Off Date)	Default Amount	Recovery	Net Loss Amount	Net Loss Percentage on Default Amount	Outstanding (including write-offs)	Post Code Area	Object Type (new/used)	Vehicle Brand	Contract Type	Customer Type
241	2023-03	2021-09	7,731.58	6,921.20	-22.60	6,943.80	100.3%	0.00	19370	GW	OPEL	Loan Amortising	Private
242	2023-03	2021-09	16,141.02	14,874.35	9,422.88	5,451.47	36.7%	0.00	76703	NW	SKODA	Loan Balloon	Private
243	2023-03	2021-12	21,157.25	20,602.60	16,250.61	4,351.99	21.1%	0.00	31785	GW	JEEP	Loan Balloon	Private
244	2023-03	2022-01	47,052.54	45,944.96	21,818.73	24,126.23	52.5%	0.00	44289	NW	KIA	Loan Balloon	Private
245	2023-03	2022-10	17,010.28	16,854.91	11,946.43	4,908.48	29.1%	0.00	16548	GW	RENAULT	Loan Balloon	Private
246	2023-04	2020-07	12,386.19	9,698.19	9,698.19	0.00	0.0%	0.00	47441	GW	DACIA	Loan Amortising	Private
247	2023-04	2020-09	39,173.81	30,611.54	15,245.64	15,365.90	50.2%	0.00	04158	GW	MERCEDES-BENZ	Loan Balloon	Private
248	2023-04	2020-09	2,612.53	2,005.74	-32.19	2,037.93	101.6%	0.00	42897	GW	LANCIA	Loan Amortising	Private
249	2023-04	2020-09	2,382.36	160.58	0.00	160.58	100.0%	0.00	74374	GW	MINI	Loan Amortising	Private
250	2023-04	2020-10	33,882.98	30,550.23	26,002.29	4,547.94	14.9%	0.00	78166	GW	SEAT	Loan Balloon	Private
251	2023-04	2020-12	22,527.09	20,469.40	4,489.00	15,980.40	78.1%	0.00	33378	GW	MERCEDES-BENZ	Loan Balloon	Private
252	2023-04	2021-01	5,345.38	3,008.58	3,008.58	0.00	0.0%	0.00	12359	GW	FIAT	Loan Amortising	Private
253	2023-04	2021-01	27,410.15	21,857.10	7,227.67	14,629.43	66.9%	14,629.43	47652	GW	FORD	Loan Amortising	Private
254	2023-04	2019-05	13,431.91	10,904.19	3,004.40	7,899.79	72.4%	0.00	31628	GW	BMW	Loan Amortising	Private
255	2023-04	2019-07	4,131.35	2,137.21	935.06	1,202.15	56.2%	0.00	14974	GW	VW	Loan Amortising	Private
256	2023-04	2021-02	6,160.85	3,231.38	1,385.29	1,846.09	57.1%	0.00	44577	GW	FIAT	Loan Amortising	Private
257	2023-04	2020-12	37,561.58	35,490.13	31,439.74	4,050.39	11.4%	0.00	56459	GW	DODGE	Loan Balloon	Private
258	2023-04	2020-03	13,702.87	8,600.57	8,600.57	0.00	0.0%	0.00	39171	GW	VW	Loan Amortising	Private
259	2023-04	2020-07	28,050.09	21,921.01	14,075.90	7,845.11	35.8%	0.00	90491	NW	FIAT	Loan Balloon	Private
260	2023-04	2020-06	25,043.13	16,238.41	-11.62	16,250.03	100.1%	0.00	71229	NW	FIAT	Loan Amortising	Private
261	2023-04	2021-06	15,831.47	15,313.44	5,446.49	9,866.95	64.4%	0.00	31275	GW	SEAT	Loan Balloon	Private
262	2023-04	2021-09	29,158.11	27,101.36	-3,985.49	31,086.85	114.7%	0.00	49751	NW	HYUNDAI	Loan Amortising	Private
263	2023-04	2022-02	20,238.90	19,909.79	8,051.62	11,858.17	59.6%	0.00	24536	GW	AUDI	Loan Balloon	Private
264	2023-05	2020-06	4,313.37	3,145.65	1,382.14	1,763.51	56.1%	0.00	33442	GW	MERCEDES-BENZ	Loan Amortising	Private
265	2023-05	2020-07	11,720.22	7,843.74	2,717.59	5,126.15	65.4%	0.00	53919	NW	FORD	Loan Amortising	Private
266	2023-05	2020-12	26,989.78	21,151.11	15,247.89	5,903.22	27.9%	0.00	51103	GW	MERCEDES-BENZ	Loan Amortising	Private
267	2023-05	2020-11	13,562.93	11,444.14	5,800.77	5,643.37	49.3%	0.00	22175	GW	SMART	Loan Balloon	Private
268	2023-05	2020-12	11,199.85	9,251.49	3,207.19	6,044.30	65.3%	0.00	50374	GW	MAZDA	Loan Balloon	Private
269	2023-05	2021-01	15,479.24	12,528.85	9,047.20	3,481.65	27.8%	0.00	66882	GW	OPEL	Loan Balloon	Private
270	2023-05	2020-08	17,627.00	15,404.96	8,817.11	6,587.85	42.8%	0.00	94469	NW	MAZDA	Loan Balloon	Private

Defaults and Recoveries Loan Level Information

RevoCar 2021-1
Investor Report

Determination Date: 28.02.2025
Investor Reporting Date: 17.03.2025
Payment Date: 25.03.2025
Period No.: 46

No.	Month / Year of Default	Month / Year of Loan Origin	Original Principal Balance (Cut-Off Date)	Default Amount	Recovery	Net Loss Amount	Net Loss Percentage on Default Amount	Outstanding (including write-offs)	Post Code Area	Object Type (new/used)	Vehicle Brand	Contract Type	Customer Type
271	2023-05	2021-01	21,434.88	16,910.85	8,418.20	8,492.65	50.2%	8,492.65	48159	GW	KIA	Loan Amortising	Private
272	2023-05	2019-06	5,562.69	1,791.79	783.33	1,008.46	56.3%	0.00	76703	GW	SMART	Loan Amortising	Private
273	2023-05	2021-07	21,727.36	16,048.26	8,323.83	7,724.43	48.1%	0.00	31785	GW	MERCEDES-BENZ	Loan Amortising	Commercial
274	2023-05	2021-03	16,367.45	11,363.40	7,416.34	3,947.06	34.7%	0.00	44289	GW	MERCEDES-BENZ	Loan Amortising	Private
275	2023-05	2021-11	14,217.40	13,377.51	-55.40	13,432.91	100.4%	0.00	16548	GW	MERCEDES-BENZ	Loan Amortising	Private
276	2023-05	2021-04	51,911.00	41,530.70	2,769.44	38,761.26	93.3%	0.00	47441	GW	FORD	Loan Amortising	Commercial
277	2023-05	2022-03	20,758.62	15,120.32	7,077.65	8,042.67	53.2%	0.00	04158	GW	RENAULT	Loan Balloon	Private
278	2023-05	2022-04	28,505.74	26,737.08	20,529.61	6,207.47	23.2%	0.00	42897	GW	SEAT	Loan Balloon	Private
279	2023-05	2022-04	14,058.37	14,472.44	8,895.38	5,577.06	38.5%	0.00	74374	GW	MERCEDES-BENZ	Loan Amortising	Private
280	2023-05	2022-04	17,709.48	17,157.58	11,249.19	5,908.39	34.4%	0.00	78166	GW	DACIA	Loan Balloon	Private
281	2023-05	2022-08	33,619.69	33,982.92	13,923.52	20,059.40	59.0%	0.00	33378	GW	BMW	Loan Balloon	Private
282	2023-06	2020-07	12,764.51	8,245.90	8,245.90	0.00	0.0%	0.00	12359	NW	SEAT	Loan Balloon	Private
283	2023-06	2020-08	21,622.89	17,716.96	3,997.59	13,719.37	77.4%	0.00	47652	GW	DUCATI	Loan Amortising	Private
284	2023-06	2020-09	17,582.30	15,610.10	10,170.12	5,439.98	34.8%	0.00	31628	NW	HYUNDAI	Loan Balloon	Commercial
285	2023-06	2020-09	2,626.24	2,181.58	77.49	2,104.09	96.4%	0.00	14974	GW	SEAT	Loan Balloon	Private
286	2023-06	2020-10	32,726.00	30,524.99	30,524.99	0.00	0.0%	0.00	44577	GW	AUDI	Loan Amortising	Private
287	2023-06	2020-10	13,329.39	10,481.84	10,481.84	0.00	0.0%	0.00	56459	NW	SSANG YONG	Loan Balloon	Private
288	2023-06	2020-11	24,355.04	19,715.45	19,715.45	0.00	0.0%	0.00	39171	GW	VW	Loan Amortising	Private
289	2023-06	2020-11	18,395.62	16,032.19	4,378.28	11,653.91	72.7%	0.00	90491	NW	HYUNDAI	Loan Balloon	Private
290	2023-06	2020-09	63,151.56	57,131.70	56,813.61	318.09	0.6%	0.00	71229	GW	BMW	Loan Balloon	Private
291	2023-06	2019-07	11,349.40	8,873.25	3,071.43	5,801.82	65.4%	0.00	31275	GW	ANDERE	Loan Amortising	Private
292	2023-06	2021-03	18,108.36	15,871.44	-176.62	16,048.06	101.1%	0.00	49751	GW	MERCEDES-BENZ	Loan Amortising	Private
293	2023-06	2020-06	33,430.03	28,957.35	-118.84	29,076.19	100.4%	0.00	24536	GW	MERCEDES-BENZ	Loan Balloon	Private
294	2023-06	2021-07	67,781.70	66,842.31	40,186.64	26,655.67	39.9%	0.00	33442	GW	BMW	Loan Balloon	Private
295	2023-06	2021-09	19,162.93	19,810.51	19,810.51	0.00	0.0%	0.00	53919	GW	OPEL	Loan Amortising	Private
296	2023-06	2021-10	13,472.57	11,221.86	6,045.43	5,176.43	46.1%	0.00	51103	NW	RENAULT	Loan Balloon	Commercial
297	2023-06	2022-09	18,734.66	18,750.12	-281.64	19,031.76	101.5%	0.00	22175	NW	PEUGEOT	Loan Balloon	Private
298	2023-07	2020-11	31,569.05	26,601.87	23,167.52	3,434.35	12.9%	0.00	50374	NW	KIA	Loan Balloon	Private
299	2023-07	2020-11	15,803.25	13,678.12	12,090.44	1,587.68	11.6%	0.00	66882	NW	FIAT	Loan Balloon	Private
300	2023-07	2020-12	17,591.12	15,186.68	12,679.17	2,507.51	16.5%	0.00	94469	GW	SKODA	Loan Amortising	Private

Defaults and Recoveries Loan Level Information

RevoCar 2021-1
Investor Report

Determination Date: 28.02.2025
Investor Reporting Date: 17.03.2025
Payment Date: 25.03.2025
Period No.: 46

No.	Month / Year of Default	Month / Year of Loan Origin	Original Principal Balance (Cut-Off Date)	Default Amount	Recovery	Net Loss Amount	Net Loss Percentage on Default Amount	Outstanding (including write-offs)	Post Code Area	Object Type (new/used)	Vehicle Brand	Contract Type	Customer Type
301	2023-07	2020-12	21,955.09	12,803.90	12,803.90	0.00	0.0%	0.00	25337	GW	LAND ROVER	Loan Amortising	Private
302	2023-07	2020-12	9,426.81	3,595.85	1,576.36	2,019.49	56.2%	0.00	59329	GW	HYUNDAI	Loan Amortising	Private
303	2023-07	2020-12	39,500.63	34,192.61	22,802.94	11,389.67	33.3%	0.00	50389	NW	HONDA	Loan Balloon	Private
304	2023-07	2020-12	25,038.30	21,447.04	-184.73	21,631.77	100.9%	0.00	70771	GW	JEEP	Loan Balloon	Private
305	2023-07	2021-04	20,767.74	1,788.85	786.83	1,002.02	56.0%	0.00	85774	GW	AUDI	Loan Balloon	Private
306	2023-07	2021-07	24,449.15	23,148.19	-1,041.53	24,189.72	104.5%	0.00	98596	GW	FIAT	Loan Balloon	Private
307	2023-07	2021-08	19,344.99	16,989.55	12,814.19	4,175.36	24.6%	0.00	83487	NW	SUZUKI	Loan Balloon	Private
308	2023-07	2021-09	11,143.79	9,122.23	3,143.02	5,979.21	65.5%	0.00	83395	GW	MERCEDES-BENZ	Loan Balloon	Private
309	2023-07	2021-10	15,805.72	14,971.19	12,590.04	2,381.15	15.9%	0.00	30926	GW	SKODA	Loan Balloon	Private
310	2023-07	2021-12	12,790.21	7,625.85	2,625.25	5,000.60	65.6%	0.00	27793	NW	AUDI	Loan Balloon	Private
311	2023-07	2021-12	14,785.76	6,971.02	-20.39	6,991.41	100.3%	0.00	22115	GW	MERCEDES-BENZ	Loan Amortising	Private
312	2023-07	2023-02	3,954.33	4,089.23	127.67	3,961.56	96.9%	0.00	01471	GW	BMW	Loan Amortising	Private
313	2023-08	2020-07	16,367.25	13,714.04	5,652.86	8,061.18	58.8%	0.00	76846	GW	PEUGEOT	Loan Amortising	Private
314	2023-08	2020-07	18,033.29	12,032.40	8,436.85	3,595.55	29.9%	3,595.55	91058	GW	VOLVO	Loan Amortising	Private
315	2023-08	2020-08	8,734.81	5,269.74	5,269.74	0.00	0.0%	0.00	42285	GW	MERCEDES-BENZ	Loan Amortising	Private
316	2023-08	2020-09	31,934.69	25,740.40	13,024.42	12,715.98	49.4%	0.00	55452	NW	HYUNDAI	Loan Balloon	Private
317	2023-08	2020-09	10,083.22	8,927.81	5,222.06	3,705.75	41.5%	0.00	55469	GW	OPEL	Loan Balloon	Private
318	2023-08	2020-09	8,630.58	7,288.63	2,500.39	4,788.24	65.7%	0.00	32584	GW	BMW	Loan Amortising	Private
319	2023-08	2020-11	36,434.29	28,139.55	9,396.45	18,743.10	66.6%	0.00	10997	GW	MERCEDES-BENZ	Loan Balloon	Private
320	2023-08	2020-11	10,388.15	4,595.27	-14.99	4,610.26	100.3%	0.00	31675	GW	MERCEDES-BENZ	Loan Amortising	Private
321	2023-08	2020-11	19,569.33	14,297.43	3,998.13	10,299.30	72.0%	10,299.30	39179	GW	KIA	Loan Balloon	Private
322	2023-08	2020-09	31,243.64	24,120.27	19,463.01	4,657.26	19.3%	0.00	24256	NW	ABARTH	Loan Balloon	Private
323	2023-08	2020-12	10,076.28	7,138.75	6,668.09	470.66	6.6%	0.00	30989	GW	KIA	Loan Amortising	Private
324	2023-08	2020-11	29,826.14	23,204.74	-2,269.78	25,474.52	109.8%	0.00	96103	NW	FORD	Loan Balloon	Private
325	2023-08	2021-01	23,762.40	17,315.69	10,714.80	6,600.89	38.1%	0.00	59846	NW	FORD	Loan Balloon	Private
326	2023-08	2021-02	6,703.16	6,163.11	2,138.36	4,024.75	65.3%	0.00	76726	GW	VW	Loan Balloon	Private
327	2023-08	2021-06	8,362.09	6,898.25	968.45	5,929.80	86.0%	0.00	85416	GW	OPEL	Loan Amortising	Commercial
328	2023-08	2021-02	7,793.25	2,607.71	1,145.03	1,462.68	56.1%	0.00	65197	GW	MERCEDES-BENZ	Loan Amortising	Private
329	2023-08	2021-06	73,865.19	64,699.51	34,773.71	29,925.80	46.3%	29,925.80	01591	NW	HYUNDAI	Loan Balloon	Private
330	2023-08	2022-05	16,766.10	15,357.85	6,408.99	8,948.86	58.3%	0.00	44149	GW	MERCEDES-BENZ	Loan Amortising	Private

Defaults and Recoveries Loan Level Information

RevoCar 2021-1
Investor Report

Determination Date: 28.02.2025
Investor Reporting Date: 17.03.2025
Payment Date: 25.03.2025
Period No.: 46

No.	Month / Year of Default	Month / Year of Loan Origin	Original Principal Balance (Cut-Off Date)	Default Amount	Recovery	Net Loss Amount	Net Loss Percentage on Default Amount	Outstanding (including write-offs)	Post Code Area	Object Type (new/used)	Vehicle Brand	Contract Type	Customer Type
331	2023-08	2022-07	11,577.94	11,200.07	-70.32	11,270.39	100.6%	0.00	46149	GW	VW	Loan Amortising	Commercial
332	2023-09	2020-06	9,151.87	6,754.32	5,310.85	1,443.47	21.4%	0.00	99625	GW	DACIA	Loan Amortising	Private
333	2023-09	2020-07	10,573.53	6,369.55	2,229.98	4,139.57	65.0%	0.00	71093	GW	VW	Loan Balloon	Private
334	2023-09	2020-08	14,420.48	11,244.47	10,077.22	1,167.25	10.4%	0.00	90443	NW	KIA	Loan Balloon	Private
335	2023-09	2020-08	11,069.25	8,588.37	-73.96	8,662.33	100.9%	0.00	57635	GW	BMW	Loan Amortising	Private
336	2023-09	2020-08	16,637.85	13,024.76	4,064.07	8,960.69	68.8%	0.00	23619	GW	FORD	Loan Amortising	Private
337	2023-09	2020-08	12,692.66	9,965.41	3,456.32	6,509.09	65.3%	0.00	67742	NW	YAMAHA	Loan Amortising	Private
338	2023-09	2020-08	18,925.96	17,502.83	-3,306.20	20,809.03	118.9%	0.00	10249	NW	OPEL	Loan Balloon	Private
339	2023-09	2020-09	14,585.44	8,953.67	8,953.67	0.00	0.0%	0.00	10247	NW	SKODA	Loan Amortising	Private
340	2023-09	2020-10	29,730.82	27,486.52	20,571.66	6,914.86	25.2%	6,914.86	76275	NW	KIA	Loan Balloon	Private
341	2023-09	2020-11	9,604.57	8,403.29	8,403.29	0.00	0.0%	0.00	31226	GW	PEUGEOT	Loan Balloon	Private
342	2023-09	2020-12	25,010.27	20,594.28	18,402.15	2,192.13	10.6%	0.00	08237	GW	VW	Loan Balloon	Private
343	2023-09	2020-12	8,472.69	5,799.23	1,855.51	3,943.72	68.0%	3,943.72	32051	GW	MINI	Loan Amortising	Private
344	2023-09	2021-01	25,340.37	13,992.14	10,117.73	3,874.41	27.7%	0.00	12359	NW	RENAULT	Loan Balloon	Private
345	2023-09	2021-01	4,820.63	1,952.67	1,952.67	0.00	0.0%	0.00	67433	GW	OPEL	Loan Amortising	Private
346	2023-09	2021-01	29,297.87	21,636.50	-41.49	21,677.99	100.2%	0.00	64319	NW	CITROEN	Loan Balloon	Commercial
347	2023-09	2021-02	25,885.45	20,175.50	4,561.11	15,614.39	77.4%	0.00	16792	NW	FIAT	Loan Balloon	Private
348	2023-09	2021-02	45,869.36	44,383.84	31,352.52	13,031.32	29.4%	0.00	33790	GW	MERCEDES-BENZ	Loan Balloon	Private
349	2023-09	2021-02	8,829.01	4,321.09	4,321.09	0.00	0.0%	0.00	42859	GW	RENAULT	Loan Amortising	Private
350	2023-09	2020-03	9,915.48	5,480.02	-3,161.70	8,641.72	157.7%	0.00	19348	GW	VW	Loan Amortising	Private
351	2023-09	2021-04	33,777.64	29,939.30	28,399.94	1,539.36	5.1%	0.00	24143	GW	DODGE	Loan Balloon	Private
352	2023-09	2021-04	30,920.22	18,289.87	5,002.09	13,287.78	72.7%	0.00	48565	NW	AUDI	Loan Balloon	Private
353	2023-09	2021-04	21,808.34	18,350.28	-235.78	18,586.06	101.3%	18,586.06	16556	GW	AUDI	Loan Amortising	Private
354	2023-09	2021-04	5,113.62	3,392.67	1,485.59	1,907.08	56.2%	0.00	32760	GW	AUDI	Loan Amortising	Private
355	2023-09	2021-07	23,062.61	20,000.80	20,000.80	0.00	0.0%	0.00	88326	NW	VW	Loan Balloon	Private
356	2023-09	2021-09	26,708.17	21,813.09	21,813.09	0.00	0.0%	0.00	67346	GW	VW	Loan Amortising	Private
357	2023-09	2021-09	13,434.07	12,125.51	-38.19	12,163.70	100.3%	0.00	24149	GW	NISSAN	Loan Amortising	Private
358	2023-09	2021-10	35,825.12	34,445.06	7,429.58	27,015.48	78.4%	27,015.48	01609	GW	MERCEDES-BENZ	Loan Amortising	Private
359	2023-09	2021-11	8,197.06	5,347.65	1,836.61	3,511.04	65.7%	0.00	64859	GW	FORD	Loan Amortising	Private
360	2023-09	2021-12	10,937.11	7,746.39	2,850.75	4,895.64	63.2%	0.00	34626	GW	FORD	Loan Amortising	Private

Defaults and Recoveries Loan Level Information

RevoCar 2021-1
Investor Report

Determination Date: 28.02.2025
Investor Reporting Date: 17.03.2025
Payment Date: 25.03.2025
Period No.: 46

No.	Month / Year of Default	Month / Year of Loan Origin	Original Principal Balance (Cut-Off Date)	Default Amount	Recovery	Net Loss Amount	Net Loss Percentage on Default Amount	Outstanding (including write-offs)	Post Code Area	Object Type (new/used)	Vehicle Brand	Contract Type	Customer Type
361	2023-10	2020-07	9,263.87	6,684.81	-59.93	6,744.74	100.9%	0.00	89407	GW	AUDI	Loan Amortising	Private
362	2023-10	2020-10	5,797.47	2,670.70	-48.02	2,718.72	101.8%	0.00	22547	GW	SUZUKI	Loan Amortising	Private
363	2023-10	2020-12	11,165.97	7,719.27	3,463.38	4,255.89	55.1%	4,255.89	90559	GW	VW	Loan Balloon	Private
364	2023-10	2021-11	44,527.89	40,173.22	14,994.98	25,178.24	62.7%	0.00	32699	GW	KIA	Loan Balloon	Private
365	2023-10	2021-02	14,149.39	9,650.41	9,650.41	0.00	0.0%	0.00	59067	GW	FORD	Loan Amortising	Private
366	2023-10	2021-02	27,759.36	20,001.03	4,479.11	15,521.92	77.6%	15,521.92	85221	GW	BMW	Loan Amortising	Private
367	2023-10	2022-10	17,572.67	16,215.13	8,848.64	7,366.49	45.4%	0.00	59969	GW	MERCEDES-BENZ	Loan Amortising	Private
368	2023-10	2020-11	21,868.99	17,110.13	-87.50	17,197.63	100.5%	17,197.63	99955	GW	AUDI	Loan Balloon	Private
369	2023-10	2020-05	21,739.90	16,221.75	-111.99	16,333.74	100.7%	16,333.74	35781	NW	VW	Loan Balloon	Commercial
370	2023-10	2020-02	16,064.21	4,197.31	1,855.63	2,341.68	55.8%	0.00	34582	GW	MERCEDES-BENZ	Loan Balloon	Private
371	2023-10	2021-02	25,860.11	21,302.28	2,879.55	18,422.73	86.5%	18,422.73	08062	NW	HYUNDAI	Loan Balloon	Private
372	2023-10	2021-03	4,092.37	2,332.66	1,293.74	1,038.92	44.5%	0.00	13053	NW	VESPA	Loan Amortising	Private
373	2023-10	2020-09	4,843.16	347.10	0.00	347.10	100.0%	0.00	68723	GW	FIAT	Loan Amortising	Commercial
374	2023-10	2021-11	46,979.53	46,289.48	32,012.95	14,276.53	30.8%	0.00	91413	NW	FORD	Loan Balloon	Private
375	2023-11	2020-08	49,867.21	43,348.58	37,630.37	5,718.21	13.2%	0.00	01257	GW	AUDI	Loan Balloon	Private
376	2023-11	2021-02	23,113.02	17,806.85	10,508.63	7,298.22	41.0%	0.00	96145	NW	FORD	Loan Amortising	Private
377	2023-11	2020-11	15,196.94	11,408.06	11,408.06	0.00	0.0%	0.00	57462	NW	SEAT	Loan Balloon	Private
378	2023-11	2020-12	15,022.43	12,255.10	11,479.32	775.78	6.3%	0.00	14542	GW	OPEL	Loan Balloon	Private
379	2023-11	2021-08	25,106.58	20,701.89	-42.83	20,744.72	100.2%	0.00	96103	NW	PEUGEOT	Loan Balloon	Private
380	2023-11	2021-01	18,532.41	14,587.63	11,820.47	2,767.16	19.0%	0.00	14669	GW	AUDI	Loan Amortising	Private
381	2023-11	2021-02	14,583.29	8,358.28	2,707.20	5,651.08	67.6%	0.00	65428	GW	MERCEDES-BENZ	Loan Amortising	Private
382	2023-11	2021-02	28,004.66	16,830.31	-126.97	16,957.28	100.8%	0.00	13599	NW	JEEP	Loan Balloon	Commercial
383	2023-11	2021-02	18,455.40	10,156.71	-103.75	10,260.46	101.0%	0.00	13599	NW	CITROEN	Loan Balloon	Commercial
384	2023-11	2020-12	31,437.63	25,847.01	20,764.00	5,083.01	19.7%	0.00	91301	NW	KIA	Loan Balloon	Private
385	2023-11	2019-05	29,448.59	20,898.72	6,810.08	14,088.64	67.4%	0.00	52525	GW	MERCEDES-BENZ	Loan Balloon	Private
386	2023-11	2021-01	12,928.02	10,478.37	5,389.83	5,088.54	48.6%	0.00	21641	GW	BMW	Loan Amortising	Private
387	2023-11	2020-04	35,502.20	27,295.24	15,468.66	11,826.58	43.3%	0.00	83093	NW	FIAT	Loan Balloon	Private
388	2023-11	2020-05	37,347.12	32,329.69	-1,915.18	34,244.87	105.9%	0.00	44879	GW	MERCEDES-BENZ	Loan Balloon	Private
389	2023-11	2020-05	9,640.22	7,170.04	-23.24	7,193.28	100.3%	0.00	49744	GW	VW	Loan Amortising	Private
390	2023-11	2021-05	12,350.98	11,869.84	8,180.82	3,689.02	31.1%	0.00	47441	GW	VW	Loan Balloon	Private

Defaults and Recoveries Loan Level Information

RevoCar 2021-1
Investor Report

Determination Date: 28.02.2025
Investor Reporting Date: 17.03.2025
Payment Date: 25.03.2025
Period No.: 46

No.	Month / Year of Default	Month / Year of Loan Origin	Original Principal Balance (Cut-Off Date)	Default Amount	Recovery	Net Loss Amount	Net Loss Percentage on Default Amount	Outstanding (including write-offs)	Post Code Area	Object Type (new/used)	Vehicle Brand	Contract Type	Customer Type
391	2023-11	2021-08	12,160.80	8,787.09	8,787.09	0.00	0.0%	0.00	72072	GW	AUDI	Loan Balloon	Private
392	2023-11	2021-08	36,109.46	29,678.39	7,674.50	22,003.89	74.1%	0.00	86551	NW	VW	Loan Balloon	Private
393	2023-11	2021-11	11,240.61	6,292.46	5,859.28	433.18	6.9%	0.00	10317	GW	FIAT	Loan Amortising	Private
394	2023-11	2021-11	17,886.41	14,471.03	-36.76	14,507.79	100.3%	0.00	58791	GW	FORD	Loan Amortising	Private
395	2023-11	2022-01	4,490.73	4,335.76	1,808.13	2,527.63	58.3%	0.00	06901	GW	VW	Loan Amortising	Private
396	2023-11	2022-03	7,322.90	5,089.43	2,546.87	2,542.56	50.0%	0.00	06901	GW	VW	Loan Balloon	Private
397	2023-11	2022-06	23,068.79	20,958.47	15,079.92	5,878.55	28.0%	0.00	10711	GW	RENAULT	Loan Balloon	Private
398	2023-11	2023-02	14,905.30	13,804.29	-155.70	13,959.99	101.1%	13,959.99	24568	GW	CHEVROLET	Loan Amortising	Commercial
399	2023-11	2023-03	7,236.23	7,456.11	2,413.85	5,042.26	67.6%	0.00	31020	GW	SKODA	Loan Amortising	Private
400	2023-12	2020-09	6,972.09	6,913.79	-61.97	6,975.76	100.9%	0.00	04758	GW	MERCEDES-BENZ	Loan Amortising	Private
401	2023-12	2020-12	2,448.08	1,309.80	503.34	806.46	61.6%	0.00	34399	GW	FORD	Loan Amortising	Private
402	2023-12	2020-12	53,722.67	49,074.36	12,965.45	36,108.91	73.6%	0.00	12055	GW	AUDI	Loan Balloon	Private
403	2023-12	2021-01	15,311.13	12,713.07	-593.66	13,306.73	104.7%	0.00	41239	GW	VW	Loan Amortising	Private
404	2023-12	2021-03	19,619.13	9,331.37	-69.09	9,400.46	100.7%	0.00	14480	GW	BMW	Loan Amortising	Private
405	2023-12	2020-06	11,272.30	3,611.74	1,540.04	2,071.70	57.4%	0.00	49377	GW	BMW	Loan Amortising	Private
406	2023-12	2021-06	8,261.74	7,044.95	2,289.17	4,755.78	67.5%	0.00	33803	NW	BMW	Loan Balloon	Private
407	2023-12	2021-08	5,510.80	1,540.41	500.73	1,039.68	67.5%	0.00	19395	GW	FORD	Loan Amortising	Private
408	2023-12	2021-09	18,059.07	17,404.00	13,375.71	4,028.29	23.1%	0.00	50170	NW	SKODA	Loan Balloon	Private
409	2023-12	2021-11	18,398.29	6,360.53	6,360.53	0.00	0.0%	0.00	33449	GW	JEEP	Loan Amortising	Private
410	2023-12	2022-01	32,893.25	32,010.26	21,644.49	10,365.77	32.4%	0.00	02826	NW	FIAT	Loan Balloon	Private
411	2023-12	2022-04	17,386.72	16,233.63	16,233.63	0.00	0.0%	0.00	04874	GW	VW	Loan Balloon	Private
412	2023-12	2022-08	11,335.23	10,866.40	6,242.34	4,624.06	42.6%	0.00	88489	GW	BMW	Loan Amortising	Private
413	2023-12	2023-01	41,543.67	40,917.14	19,501.20	21,415.94	52.3%	0.00	80333	GW	PORSCHE	Loan Amortising	Commercial
414	2024-01	2020-07	13,195.24	8,981.52	2,912.14	6,069.38	67.6%	0.00	84547	GW	AUDI	Loan Amortising	Private
415	2024-01	2020-09	34,540.75	25,434.10	15,990.42	9,443.68	37.1%	0.00	69198	GW	KIA	Loan Balloon	Private
416	2024-01	2020-10	36,278.86	32,709.77	26,741.62	5,968.15	18.2%	0.00	74722	GW	VOLVO	Loan Balloon	Private
417	2024-01	2020-10	14,446.74	6,177.08	-55.47	6,232.55	100.9%	0.00	40229	GW	LAND ROVER	Loan Amortising	Private
418	2024-01	2020-10	25,046.48	18,184.25	-909.74	19,093.99	105.0%	0.00	32549	GW	SKODA	Loan Balloon	Private
419	2024-01	2020-12	33,977.38	25,511.39	2,005.36	23,506.03	92.1%	0.00	59590	NW	SKODA	Loan Amortising	Private
420	2024-01	2020-07	25,362.12	19,430.58	7,344.72	12,085.86	62.2%	0.00	06449	NW	PEUGEOT	Loan Balloon	Private

Defaults and Recoveries Loan Level Information

RevoCar 2021-1
Investor Report

Determination Date: 28.02.2025
Investor Reporting Date: 17.03.2025
Payment Date: 25.03.2025
Period No.: 46

No.	Month / Year of Default	Month / Year of Loan Origin	Original Principal Balance (Cut-Off Date)	Default Amount	Recovery	Net Loss Amount	Net Loss Percentage on Default Amount	Outstanding (including write-offs)	Post Code Area	Object Type (new/used)	Vehicle Brand	Contract Type	Customer Type
421	2024-01	2021-04	18,409.52	14,443.74	-66.71	14,510.45	100.5%	0.00	64646	GW	OPEL	Loan Balloon	Commercial
422	2024-01	2019-04	13,192.46	7,834.30	2,512.96	5,321.34	67.9%	0.00	38871	GW	OPEL	Loan Amortising	Private
423	2024-01	2019-05	23,283.78	14,450.58	-83.72	14,534.30	100.6%	14,534.30	56457	GW	FORD	Loan Balloon	Private
424	2024-01	2021-03	23,599.46	19,321.94	19,321.94	0.00	0.0%	0.00	85540	GW	HYUNDAI	Loan Balloon	Private
425	2024-01	2021-03	23,086.31	17,103.23	-2,898.30	20,001.53	116.9%	0.00	84307	GW	MAZDA	Loan Balloon	Private
426	2024-01	2021-03	28,122.16	19,984.04	15,424.33	4,559.71	22.8%	0.00	97843	GW	BMW	Loan Balloon	Private
427	2024-01	2021-08	10,484.01	10,319.47	7,425.91	2,893.56	28.0%	0.00	55758	GW	SKODA	Loan Balloon	Private
428	2024-01	2021-11	17,645.02	12,534.29	3,506.43	9,027.86	72.0%	0.00	52156	GW	NISSAN	Loan Amortising	Private
429	2024-02	2020-07	22,608.20	11,383.81	8,729.74	2,654.07	23.3%	2,654.07	83093	NW	FIAT	Loan Amortising	Commercial
430	2024-02	2020-10	18,987.08	13,065.33	5,808.61	7,256.72	55.5%	0.00	58515	GW	FIAT	Loan Balloon	Private
431	2024-02	2020-12	31,935.05	22,885.05	16,678.10	6,206.95	27.1%	6,206.95	73441	GW	FORD	Loan Amortising	Private
432	2024-02	2022-02	17,696.55	16,007.90	8,852.24	7,155.66	44.7%	0.00	45881	GW	VW	Loan Balloon	Commercial
433	2024-02	2021-09	35,474.80	35,607.82	26,942.30	8,665.52	24.3%	0.00	04552	GW	VW	Loan Balloon	Private
434	2024-02	2021-01	32,378.41	23,736.91	18,590.70	5,146.21	21.7%	0.00	76829	GW	HYUNDAI	Loan Balloon	Private
435	2024-02	2022-08	31,577.61	30,542.57	16,908.11	13,634.46	44.6%	0.00	14797	GW	JEEP	Loan Amortising	Private
436	2024-02	2020-01	17,137.85	10,679.41	10,679.41	0.00	0.0%	0.00	51570	NW	SSANG YONG	Loan Amortising	Private
437	2024-02	2020-02	14,060.17	11,155.23	8,756.43	2,398.80	21.5%	0.00	85221	GW	BMW	Loan Amortising	Private
438	2024-02	2021-03	11,557.66	5,120.23	5,120.23	0.00	0.0%	0.00	91349	GW	BMW	Loan Amortising	Private
439	2024-02	2021-03	15,741.37	12,548.05	-21.72	12,569.77	100.2%	0.00	01936	GW	SKODA	Loan Balloon	Private
440	2024-02	2021-04	17,599.80	15,596.96	7,496.25	8,100.71	51.9%	8,100.71	18299	NW	OPEL	Loan Balloon	Commercial
441	2024-02	2021-10	28,147.08	27,087.68	-81.35	27,169.03	100.3%	27,169.03	47137	GW	PORSCHE	Loan Balloon	Private
442	2024-02	2022-09	5,375.64	4,638.40	1,694.68	2,943.72	63.5%	0.00	44892	GW	BMW	Loan Amortising	Private
443	2024-02	2023-03	20,230.95	19,655.67	15,942.55	3,713.12	18.9%	0.00	67454	GW	VW	Loan Amortising	Commercial
444	2024-03	2020-07	12,633.39	3,022.30	3,022.30	0.00	0.0%	0.00	59597	GW	SKODA	Loan Amortising	Private
445	2024-03	2020-07	18,743.84	15,273.49	15,162.59	110.90	0.7%	0.00	99947	NW	HYUNDAI	Loan Balloon	Private
446	2024-03	2020-08	21,139.39	20,610.27	12,725.39	7,884.88	38.3%	7,884.88	66955	NW	SKODA	Loan Balloon	Private
447	2024-03	2020-09	11,233.93	9,113.01	4,571.61	4,541.40	49.8%	4,541.40	02763	NW	FIAT	Loan Balloon	Private
448	2024-03	2020-10	3,358.20	879.61	-5.80	885.41	100.7%	0.00	52134	GW	AUDI	Loan Amortising	Private
449	2024-03	2020-11	11,025.02	2,470.68	-8.39	2,479.07	100.3%	2,479.07	59939	GW	CITROEN	Loan Balloon	Private
450	2024-03	2020-11	26,323.17	3,158.99	3,158.99	0.00	0.0%	0.00	88605	GW	RENAULT	Loan Balloon	Private

Defaults and Recoveries Loan Level Information

RevoCar 2021-1
Investor Report

Determination Date: 28.02.2025
Investor Reporting Date: 17.03.2025
Payment Date: 25.03.2025
Period No.: 46

No.	Month / Year of Default	Month / Year of Loan Origin	Original Principal Balance (Cut-Off Date)	Default Amount	Recovery	Net Loss Amount	Net Loss Percentage on Default Amount	Outstanding (including write-offs)	Post Code Area	Object Type (new/used)	Vehicle Brand	Contract Type	Customer Type
451	2024-03	2020-12	18,155.39	15,146.56	4,246.93	10,899.63	72.0%	0.00	52511	GW	FIAT	Loan Balloon	Private
452	2024-03	2020-12	24,430.29	19,377.70	7,941.17	11,436.53	59.0%	11,436.53	39116	GW	OPEL	Loan Balloon	Private
453	2024-03	2020-12	29,235.65	27,136.81	6,551.06	20,585.75	75.9%	20,585.75	40822	NW	FIAT	Loan Balloon	Commercial
454	2024-03	2021-01	51,595.22	44,728.85	44,728.85	0.00	0.0%	0.00	85276	NW	DODGE	Loan Balloon	Private
455	2024-03	2022-12	16,225.74	16,183.20	16,183.20	0.00	0.0%	0.00	80939	GW	HYUNDAI	Loan Balloon	Private
456	2024-03	2021-09	16,038.86	13,447.63	3,802.99	9,644.64	71.7%	0.00	27419	NW	KIA	Loan Amortising	Private
457	2024-03	2021-03	33,374.93	24,561.96	24,561.96	0.00	0.0%	0.00	25451	GW	BMW	Loan Amortising	Private
458	2024-03	2021-03	23,877.35	18,545.28	9,026.90	9,518.38	51.3%	0.00	12043	GW	BMW	Loan Balloon	Commercial
459	2024-03	2021-06	10,929.20	11,019.53	11,019.53	0.00	0.0%	0.00	68161	GW	MERCEDES-BENZ	Loan Amortising	Private
460	2024-03	2021-08	21,809.38	17,232.66	13,603.62	3,629.04	21.1%	0.00	90613	NW	HYUNDAI	Loan Amortising	Private
461	2024-03	2021-09	36,358.53	38,873.27	25,083.67	13,789.60	35.5%	0.00	70178	NW	PEUGEOT	Loan Balloon	Private
462	2024-03	2022-06	31,423.82	31,597.65	14,084.40	17,513.25	55.4%	17,513.25	64678	NW	ABARTH	Loan Balloon	Private
463	2024-03	2022-09	21,133.58	19,809.06	17,633.81	2,175.25	11.0%	2,175.25	16833	GW	MERCEDES-BENZ	Loan Amortising	Private
464	2024-03	2022-10	12,279.67	12,040.51	7,533.76	4,506.75	37.4%	0.00	59581	GW	NISSAN	Loan Balloon	Private
465	2024-03	2023-03	11,437.05	11,532.92	5,106.83	6,426.09	55.7%	0.00	56729	GW	FORD	Loan Amortising	Private
466	2024-04	2021-02	14,827.32	8,431.21	2,759.26	5,671.95	67.3%	0.00	79761	GW	OPEL	Loan Amortising	Private
467	2024-04	2020-08	16,754.68	11,490.95	8,370.42	3,120.53	27.2%	0.00	53489	GW	VW	Loan Balloon	Private
468	2024-04	2020-08	18,125.43	10,657.29	2,992.58	7,664.71	71.9%	0.00	21107	GW	AUDI	Loan Balloon	Private
469	2024-04	2020-08	17,570.96	12,638.15	8,593.40	4,044.75	32.0%	4,044.75	63579	GW	VW	Loan Balloon	Private
470	2024-04	2020-10	27,894.45	17,455.86	-99.04	17,554.90	100.6%	17,554.90	53773	GW	FORD	Loan Amortising	Private
471	2024-04	2020-12	21,747.83	20,157.45	14,299.11	5,858.34	29.1%	0.00	42105	NW	HYUNDAI	Loan Balloon	Private
472	2024-04	2020-12	5,241.28	1,963.89	-24.67	1,988.56	101.3%	1,988.56	10587	GW	HONDA	Loan Amortising	Private
473	2024-04	2020-12	8,412.42	4,460.95	1,656.53	2,804.42	62.9%	0.00	02957	GW	SKODA	Loan Amortising	Private
474	2024-04	2021-01	23,477.88	11,353.64	11,353.64	0.00	0.0%	0.00	41239	NW	RENAULT	Loan Amortising	Private
475	2024-04	2021-01	27,210.10	13,686.96	3,828.97	9,857.99	72.0%	0.00	48431	GW	BMW	Loan Amortising	Private
476	2024-04	2020-12	22,201.61	12,964.15	9,997.69	2,966.46	22.9%	0.00	32657	GW	KIA	Loan Balloon	Private
477	2024-04	2020-06	38,753.97	32,560.54	5,500.00	27,060.54	83.1%	0.00	66359	NW	HYUNDAI	Loan Balloon	Private
478	2024-04	2020-06	42,475.97	28,530.01	28,530.01	0.00	0.0%	0.00	29456	GW	FORD	Loan Balloon	Private
479	2024-04	2021-04	40,299.83	32,623.92	26,340.83	6,283.09	19.3%	0.00	63457	GW	AUDI	Loan Balloon	Private
480	2024-04	2021-07	13,421.38	10,838.39	-44.86	10,883.25	100.4%	10,883.25	48157	GW	BMW	Loan Amortising	Private

Defaults and Recoveries Loan Level Information

RevoCar 2021-1
Investor Report

Determination Date: 28.02.2025
Investor Reporting Date: 17.03.2025
Payment Date: 25.03.2025
Period No.: 46

No.	Month / Year of Default	Month / Year of Loan Origin	Original Principal Balance (Cut-Off Date)	Default Amount	Recovery	Net Loss Amount	Net Loss Percentage on Default Amount	Outstanding (including write-offs)	Post Code Area	Object Type (new/used)	Vehicle Brand	Contract Type	Customer Type
481	2024-04	2021-09	33,697.03	24,058.88	-40.72	24,099.60	100.2%	24,099.60	16278	GW	BMW	Loan Amortising	Private
482	2024-04	2022-04	37,902.09	34,044.81	-160.25	34,205.06	100.5%	34,205.06	17098	NW	OPEL	Loan Balloon	Private
483	2024-04	2022-03	29,152.72	27,368.97	18,733.81	8,635.16	31.6%	0.00	64732	GW	BMW	Loan Balloon	Private
484	2024-04	2022-05	11,127.93	10,429.34	-87.01	10,516.35	100.8%	10,516.35	83308	GW	BMW	Loan Amortising	Private
485	2024-04	2022-06	46,038.82	41,620.37	25,014.64	16,605.73	39.9%	16,605.73	91154	GW	MERCEDES-BENZ	Loan Amortising	Private
486	2024-04	2023-01	19,632.81	20,028.72	-124.47	20,153.19	100.6%	20,153.19	34119	GW	MINI	Loan Amortising	Private
487	2024-04	2023-06	9,104.36	9,255.71	2,999.04	6,256.67	67.6%	0.00	63811	GW	ALFA ROMEO	Loan Amortising	Private
488	2024-06	2020-06	25,201.09	13,657.77	3,831.91	9,825.86	71.9%	0.00	33014	NW	FIAT	Loan Balloon	Commercial
489	2024-06	2020-06	8,372.50	6,462.28	2,107.21	4,355.07	67.4%	0.00	85253	NW	MITSUBISHI	Loan Balloon	Private
490	2024-06	2021-06	29,624.32	26,969.13	7,679.80	19,289.33	71.5%	19,289.33	31582	NW	FORD	Loan Balloon	Commercial
491	2024-06	2020-07	28,516.62	25,337.33	22,450.85	2,886.48	11.4%	0.00	28779	NW	HYUNDAI	Loan Balloon	Commercial
492	2024-06	2020-07	2,677.40	1,291.86	517.78	774.08	59.9%	0.00	59227	GW	SEAT	Loan Amortising	Private
493	2024-06	2020-07	33,490.72	26,386.76	23,700.90	2,685.86	10.2%	0.00	70825	NW	SKODA	Loan Balloon	Private
494	2024-06	2020-10	13,523.35	9,930.21	-38.75	9,968.96	100.4%	0.00	78467	NW	MITSUBISHI	Loan Balloon	Private
495	2024-06	2020-11	12,885.73	8,989.90	2,923.33	6,066.57	67.5%	0.00	55546	GW	PEUGEOT	Loan Balloon	Private
496	2024-06	2020-11	55,554.39	24,064.44	6,768.05	17,296.39	71.9%	0.00	86444	GW	LAND ROVER	Loan Balloon	Private
497	2024-06	2020-11	9,855.20	4,148.63	1,551.59	2,597.04	62.6%	0.00	10711	GW	RENAULT	Loan Amortising	Commercial
498	2024-06	2020-12	19,580.31	17,053.44	5,815.25	11,238.19	65.9%	11,238.19	54411	NW	FIAT	Loan Balloon	Private
499	2024-06	2020-12	12,557.45	8,164.41	8,164.41	0.00	0.0%	0.00	30880	GW	SMART	Loan Amortising	Private
500	2024-06	2020-12	20,286.73	13,737.15	8,880.53	4,856.62	35.4%	4,856.62	51469	GW	VW	Loan Amortising	Private
501	2024-06	2023-01	10,716.84	10,182.34	2,935.06	7,247.28	71.2%	0.00	32049	GW	VW	Loan Amortising	Private
502	2024-06	2021-01	3,209.41	1,869.11	1,869.11	0.00	0.0%	0.00	14715	GW	BMW	Loan Amortising	Private
503	2024-06	2021-02	10,330.09	7,110.89	-24.15	7,135.04	100.3%	0.00	77652	GW	VW	Loan Balloon	Private
504	2024-06	2021-02	25,368.99	21,213.52	14,934.69	6,278.83	29.6%	0.00	76593	NW	OPEL	Loan Balloon	Private
505	2024-06	2020-05	10,760.95	3,692.35	3,692.35	0.00	0.0%	0.00	86420	GW	HYUNDAI	Loan Amortising	Private
506	2024-06	2021-06	33,582.32	25,000.84	-1,215.60	26,216.44	104.9%	26,216.44	57635	NW	FIAT	Loan Balloon	Private
507	2024-06	2021-09	6,314.18	3,256.38	1,205.08	2,051.30	63.0%	0.00	33775	GW	SEAT	Loan Amortising	Private
508	2024-06	2021-10	37,593.25	34,206.77	23,425.10	10,781.67	31.5%	0.00	70771	NW	MINI	Loan Balloon	Private
509	2024-06	2021-11	11,529.17	6,526.30	2,100.66	4,425.64	67.8%	0.00	67105	GW	OPEL	Loan Amortising	Commercial
510	2024-06	2022-08	27,306.86	24,894.84	6,447.88	18,446.96	74.1%	0.00	86154	GW	MERCEDES-BENZ	Loan Amortising	Private

Defaults and Recoveries Loan Level Information

RevoCar 2021-1
Investor Report

Determination Date: 28.02.2025
Investor Reporting Date: 17.03.2025
Payment Date: 25.03.2025
Period No.: 46

No.	Month / Year of Default	Month / Year of Loan Origin	Original Principal Balance (Cut-Off Date)	Default Amount	Recovery	Net Loss Amount	Net Loss Percentage on Default Amount	Outstanding (including write-offs)	Post Code Area	Object Type (new/used)	Vehicle Brand	Contract Type	Customer Type
511	2024-06	2022-10	27,556.95	13,618.51	3,804.56	9,813.95	72.1%	0.00	71065	GW	AUDI	Loan Amortising	Private
512	2024-06	2022-11	10,243.72	10,315.10	-128.44	10,443.54	101.2%	0.00	51580	GW	SKODA	Loan Amortising	Private
513	2024-06	2022-12	10,240.65	8,416.02	2,716.87	5,699.15	67.7%	0.00	90429	GW	BMW	Loan Amortising	Private
514	2024-06	2022-12	4,642.83	4,239.75	-21.86	4,261.61	100.5%	0.00	42579	GW	VW	Loan Amortising	Private
515	2024-06	2023-04	5,662.74	5,233.25	1,695.76	3,537.49	67.6%	0.00	86836	GW	SKODA	Loan Amortising	Private
516	2024-07	2020-07	32,759.42	22,577.88	18,216.78	4,361.10	19.3%	0.00	66333	NW	HYUNDAI	Loan Balloon	Private
517	2024-07	2020-07	4,933.36	2,240.53	5.90	2,234.63	99.7%	0.00	04895	GW	OPEL	Loan Balloon	Private
518	2024-07	2020-07	9,712.64	7,683.06	2,501.87	5,181.19	67.4%	0.00	04610	GW	VW	Loan Amortising	Private
519	2024-07	2020-08	12,194.28	8,638.53	-851.66	9,490.19	109.9%	9,490.19	59229	GW	RENAULT	Loan Balloon	Private
520	2024-07	2020-10	8,135.34	3,232.30	-332.20	3,564.50	110.3%	0.00	07973	GW	FIAT	Loan Amortising	Private
521	2024-07	2020-10	13,952.67	11,562.56	3,227.79	8,334.77	72.1%	0.00	10969	NW	UNBEKANNT	Loan Balloon	Private
522	2024-07	2020-10	10,417.91	8,200.19	-118.06	8,318.25	101.4%	0.00	50354	GW	SEAT	Loan Balloon	Private
523	2024-07	2020-12	9,877.81	5,806.56	4,091.06	1,715.50	29.5%	1,715.50	26553	GW	PEUGEOT	Loan Amortising	Private
524	2024-07	2020-12	20,640.50	9,296.48	328.51	8,967.97	96.5%	0.00	63762	GW	DODGE	Loan Amortising	Private
525	2024-07	2020-12	9,705.53	5,228.30	1,770.47	3,457.83	66.1%	0.00	90439	GW	OPEL	Loan Amortising	Private
526	2024-07	2020-12	40,032.82	12,173.03	-30.03	12,203.06	100.2%	12,203.06	06682	NW	HONDA	Loan Amortising	Private
527	2024-07	2021-01	45,008.56	34,539.77	16,260.01	18,279.76	52.9%	18,279.76	12109	GW	MERCEDES-BENZ	Loan Balloon	Private
528	2024-07	2021-02	28,718.25	17,487.53	4,846.25	12,641.28	72.3%	0.00	60488	GW	MERCEDES-BENZ	Loan Amortising	Private
529	2024-07	2021-03	30,637.12	9,119.61	2,947.09	6,172.52	67.7%	0.00	45711	GW	KIA	Loan Balloon	Private
530	2024-07	2021-02	16,978.20	11,692.63	-1,943.44	13,636.07	116.6%	13,636.07	32479	GW	JEEP	Loan Balloon	Private
531	2024-07	2021-03	66,316.76	18,226.27	5,154.39	13,071.88	71.7%	0.00	91058	GW	AUDI	Loan Balloon	Private
532	2024-07	2020-05	13,478.97	10,409.72	-34.01	10,443.73	100.3%	0.00	49696	GW	KIA	Loan Balloon	Private
533	2024-07	2020-05	14,787.93	13,208.50	-87.00	13,295.50	100.7%	13,295.50	84048	GW	BMW	Loan Balloon	Private
534	2024-07	2021-07	11,920.05	10,080.70	10,080.70	0.00	0.0%	0.00	59379	GW	VW	Loan Amortising	Private
535	2024-07	2021-07	22,665.28	21,727.99	13,212.41	8,515.58	39.2%	8,515.58	22459	NW	OPEL	Loan Balloon	Private
536	2024-07	2021-08	48,992.25	43,984.08	43,984.08	0.00	0.0%	0.00	83646	GW	BMW	Loan Balloon	Private
537	2024-07	2021-09	13,548.11	9,169.31	1,124.15	8,045.16	87.7%	0.00	47551	GW	AUDI	Loan Amortising	Private
538	2024-07	2022-01	15,974.28	13,782.85	10,449.56	3,333.29	24.2%	3,333.29	68623	GW	SEAT	Loan Amortising	Private
539	2024-07	2022-02	22,201.52	19,567.86	-72.21	19,640.07	100.4%	19,640.07	06889	GW	VW	Loan Balloon	Private
540	2024-07	2022-05	16,213.34	15,670.60	0.00	15,670.60	100.0%	15,670.60	64572	GW	PEUGEOT	Loan Balloon	Private

Defaults and Recoveries Loan Level Information

RevoCar 2021-1
Investor Report

Determination Date: 28.02.2025
Investor Reporting Date: 17.03.2025
Payment Date: 25.03.2025
Period No.: 46

No.	Month / Year of Default	Month / Year of Loan Origin	Original Principal Balance (Cut-Off Date)	Default Amount	Recovery	Net Loss Amount	Net Loss Percentage on Default Amount	Outstanding (including write-offs)	Post Code Area	Object Type (new/used)	Vehicle Brand	Contract Type	Customer Type
541	2024-07	2022-05	6,738.09	2,944.27	962.24	1,982.03	67.3%	0.00	68623	GW	RENAULT	Loan Amortising	Private
542	2024-07	2022-09	12,569.49	11,372.67	4,733.77	6,638.90	58.4%	6,638.90	15711	GW	OPEL	Loan Amortising	Private
543	2024-08	2020-09	36,548.20	30,491.03	-736.61	31,227.64	102.4%	31,227.64	25370	GW	SKODA	Loan Balloon	Private
544	2024-08	2020-10	13,511.87	6,442.88	6,442.88	0.00	0.0%	0.00	07318	NW	RENAULT	Loan Amortising	Private
545	2024-08	2020-10	14,527.60	1,542.83	592.76	950.07	61.6%	0.00	73035	GW	SMART	Loan Balloon	Private
546	2024-08	2020-12	26,629.69	17,946.88	11,634.81	6,312.07	35.2%	0.00	84149	GW	FORD	Loan Balloon	Private
547	2024-08	2020-11	34,764.98	14,088.72	3,984.29	10,104.43	71.7%	0.00	90429	GW	VW	Loan Balloon	Private
548	2024-08	2020-01	22,442.92	14,572.59	802.94	13,769.65	94.5%	0.00	45239	GW	KIA	Loan Amortising	Private
549	2024-08	2020-05	24,384.28	14,524.22	-152.87	14,677.09	101.1%	0.00	92224	NW	KIA	Loan Balloon	Private
550	2024-08	2021-04	21,164.87	14,865.88	6,847.01	8,018.87	53.9%	8,018.87	83024	GW	FIAT	Loan Balloon	Private
551	2024-08	2021-08	18,115.55	8,774.69	367.72	8,406.97	95.8%	0.00	18109	GW	OPEL	Loan Balloon	Private
552	2024-08	2021-11	22,819.04	22,130.39	12,762.32	9,368.07	42.3%	9,368.07	44536	GW	RENAULT	Loan Balloon	Private
553	2024-08	2022-07	3,685.21	1,815.61	730.55	1,085.06	59.8%	0.00	56727	NW	SWM	Loan Amortising	Private
554	2024-08	2022-12	40,542.30	37,348.19	20,164.90	17,183.29	46.0%	17,183.29	85053	GW	VW	Loan Balloon	Commercial
555	2024-08	2023-03	24,773.07	24,790.57	14,446.46	10,344.11	41.7%	0.00	75050	GW	BMW	Loan Amortising	Private
556	2024-09	2020-06	22,126.11	13,748.10	13,000.00	748.10	5.4%	748.10	29633	GW	FORD	Loan Balloon	Private
557	2024-09	2020-12	17,043.27	11,504.26	-52.34	11,556.60	100.5%	11,556.60	21107	GW	VW	Loan Balloon	Private
558	2024-09	2020-10	29,946.93	28,440.12	22,321.34	6,118.78	21.5%	0.00	65629	GW	VW	Loan Balloon	Private
559	2024-09	2020-10	31,724.12	21,678.23	-139.45	21,817.68	100.6%	21,817.68	39397	GW	PEUGEOT	Loan Amortising	Private
560	2024-09	2020-10	18,481.98	6,804.01	-85.37	6,889.38	101.3%	6,889.38	76532	NW	CITROEN	Loan Balloon	Commercial
561	2024-09	2020-11	25,269.97	8,421.77	-59.60	8,481.37	100.7%	8,481.37	25557	NW	VW	Loan Amortising	Private
562	2024-09	2020-12	31,591.05	25,492.19	13,572.06	11,920.13	46.8%	0.00	50829	GW	RENAULT	Loan Balloon	Private
563	2024-09	2020-12	33,256.16	22,345.91	-92.48	22,438.39	100.4%	22,438.39	82140	GW	SEAT	Loan Amortising	Private
564	2024-09	2021-11	33,433.33	21,645.41	-141.96	21,787.37	100.7%	21,787.37	24937	NW	PEUGEOT	Loan Amortising	Private
565	2024-09	2022-03	14,270.48	5,039.72	4,695.01	344.71	6.8%	344.71	52349	GW	RENAULT	Loan Amortising	Commercial
566	2024-09	2021-03	25,846.24	22,095.37	18,198.86	3,896.51	17.6%	0.00	21244	NW	HYUNDAI	Loan Balloon	Private
567	2024-09	2020-05	25,093.95	17,722.96	-102.96	17,825.92	100.6%	17,825.92	58097	GW	JEEP	Loan Balloon	Private
568	2024-09	2022-10	2,892.74	1,037.34	396.21	641.13	61.8%	0.00	25524	GW	BMW	Loan Amortising	Private
569	2024-09	2021-09	10,101.05	7,552.28	356.50	7,195.78	95.3%	7,195.78	44534	GW	MAZDA	Loan Balloon	Private
570	2024-09	2022-05	40,916.15	40,891.38	0.00	40,891.38	100.0%	40,891.38	21423	NW	MG	Loan Balloon	Private

Defaults and Recoveries Loan Level Information

RevoCar 2021-1
Investor Report

Determination Date: 28.02.2025
Investor Reporting Date: 17.03.2025
Payment Date: 25.03.2025
Period No.: 46

No.	Month / Year of Default	Month / Year of Loan Origin	Original Principal Balance (Cut-Off Date)	Default Amount	Recovery	Net Loss Amount	Net Loss Percentage on Default Amount	Outstanding (including write-offs)	Post Code Area	Object Type (new/used)	Vehicle Brand	Contract Type	Customer Type
571	2024-09	2022-09	5,601.21	1,936.91	724.76	1,212.15	62.6%	0.00	89278	GW	BMW	Loan Amortising	Private
572	2024-09	2023-03	22,814.96	23,818.83	19,115.92	4,702.91	19.7%	4,702.91	31737	NW	SKODA	Loan Balloon	Private
573	2024-09	2023-06	7,253.98	6,546.97	-104.27	6,651.24	101.6%	6,651.24	56427	NW	AEON	Loan Amortising	Private
574	2024-10	2020-07	3,326.29	49.46	49.46	0.00	0.0%	0.00	16348	NW	UNBEKANNT	Loan Amortising	Private
575	2024-10	2020-11	15,849.09	10,330.09	2,768.88	7,561.21	73.2%	7,561.21	89522	GW	KIA	Loan Balloon	Private
576	2024-10	2020-12	24,733.88	20,395.78	16,668.00	3,727.78	18.3%	0.00	07318	NW	HYUNDAI	Loan Balloon	Private
577	2024-10	2021-02	15,279.51	16,388.34	3,141.38	13,246.96	80.8%	13,246.96	06333	GW	SEAT	Loan Balloon	Private
578	2024-10	2020-05	28,298.71	8,952.58	-32.13	8,984.71	100.4%	0.00	75173	NW	JEEP	Loan Balloon	Private
579	2024-10	2020-05	17,028.42	10,853.61	10,853.61	0.00	0.0%	0.00	56626	GW	MAZDA	Loan Balloon	Private
580	2024-10	2021-07	24,144.28	22,356.93	-953.19	23,310.12	104.3%	23,310.12	99448	NW	NISSAN	Loan Balloon	Private
581	2024-10	2021-07	34,183.39	23,072.80	457.74	22,615.06	98.0%	22,615.06	12355	NW	RENAULT	Loan Balloon	Private
582	2024-10	2021-12	23,546.61	21,587.57	13,010.73	8,576.84	39.7%	8,576.84	83043	GW	AUDI	Loan Balloon	Private
583	2024-10	2022-05	15,594.15	12,347.57	-3,831.77	16,179.34	131.0%	16,179.34	86154	GW	FORD	Loan Balloon	Private
584	2024-10	2022-08	20,038.44	19,438.36	11,848.48	7,589.88	39.0%	0.00	47259	GW	OPEL	Loan Amortising	Private
585	2024-10	2023-05	78,316.66	70,793.69	21,749.04	49,044.65	69.3%	49,044.65	74722	NW	DODGE	Loan Amortising	Commercial
586	2024-10	2023-08	30,268.88	28,758.14	10,421.46	18,336.68	63.8%	18,336.68	40233	GW	PORSCHE	Loan Amortising	Private
587	2024-10	2024-04	17,309.87	17,671.83	6,504.60	11,167.23	63.2%	11,167.23	66424	GW	OPEL	Loan Amortising	Private
588	2024-11	2020-06	26,039.55	16,292.15	16,292.15	0.00	0.0%	0.00	41065	GW	PEUGEOT	Loan Balloon	Private
589	2024-11	2020-08	26,197.14	17,149.26	0.00	17,149.26	100.0%	17,149.26	35080	NW	PEUGEOT	Loan Balloon	Private
590	2024-11	2020-08	36,479.49	29,032.85	15,308.81	13,724.04	47.3%	13,724.04	78583	NW	HYUNDAI	Loan Balloon	Private
591	2024-11	2020-08	13,152.91	11,067.22	10,239.80	827.42	7.5%	827.42	40210	GW	VW	Loan Balloon	Private
592	2024-11	2020-08	29,546.66	3,455.71	1,308.67	2,147.04	62.1%	0.00	12589	NW	FIAT	Loan Amortising	Private
593	2024-11	2020-11	21,126.02	14,151.33	-932.51	15,083.84	106.6%	15,083.84	13405	GW	RENAULT	Loan Balloon	Private
594	2024-11	2020-12	11,234.12	7,790.81	2,336.35	5,454.46	70.0%	5,454.46	58566	GW	OPEL	Loan Balloon	Private
595	2024-11	2020-12	14,630.17	2,364.40	-50.52	2,414.92	102.1%	2,414.92	35410	GW	NISSAN	Loan Amortising	Private
596	2024-11	2020-12	16,334.50	14,876.04	8,608.81	6,267.23	42.1%	6,267.23	58540	GW	OPEL	Loan Balloon	Private
597	2024-11	2021-01	11,801.46	7,746.42	2,473.42	5,273.00	68.1%	0.00	86663	GW	SEAT	Loan Amortising	Private
598	2024-11	2021-01	3,707.62	987.75	585.22	402.53	40.8%	0.00	83451	GW	MERCEDES-BENZ	Loan Amortising	Private
599	2024-11	2021-01	28,464.82	23,826.91	-1,191.19	25,018.10	105.0%	25,018.10	13355	NW	SEAT	Loan Balloon	Private
600	2024-11	2021-01	34,760.44	27,591.05	3,813.08	23,777.97	86.2%	0.00	15711	NW	HYUNDAI	Loan Balloon	Private

Defaults and Recoveries Loan Level Information

RevoCar 2021-1
Investor Report

Determination Date: 28.02.2025
Investor Reporting Date: 17.03.2025
Payment Date: 25.03.2025
Period No.: 46

No.	Month / Year of Default	Month / Year of Loan Origin	Original Principal Balance (Cut-Off Date)	Default Amount	Recovery	Net Loss Amount	Net Loss Percentage on Default Amount	Outstanding (including write-offs)	Post Code Area	Object Type (new/used)	Vehicle Brand	Contract Type	Customer Type
601	2024-11	2021-02	22,540.50	18,580.36	18,220.62	359.74	1.9%	359.74	98527	NW	SUBARU	Loan Balloon	Private
602	2024-11	2020-08	21,617.34	13,187.74	-462.44	13,650.18	103.5%	13,650.18	24217	NW	FORD	Loan Balloon	Commercial
603	2024-11	2021-03	8,047.95	4,231.63	4,231.63	0.00	0.0%	0.00	70825	GW	PORSCHE	Loan Amortising	Private
604	2024-11	2021-03	24,715.07	20,502.95	15,524.61	4,978.34	24.3%	0.00	26629	NW	SUZUKI	Loan Balloon	Private
605	2024-11	2020-06	16,374.06	11,923.12	10,497.97	1,425.15	12.0%	0.00	94146	GW	VW	Loan Balloon	Private
606	2024-11	2020-05	13,422.60	5,532.35	424.00	5,108.35	92.3%	5,108.35	36284	NW	SKODA	Loan Balloon	Private
607	2024-11	2020-06	25,545.81	16,030.94	18,286.16	-2,255.22	0.0%	-2,255.22	23813	NW	JEEP	Loan Balloon	Private
608	2024-11	2022-05	30,604.70	25,755.78	25,755.78	0.00	0.0%	0.00	07407	GW	DODGE	Loan Balloon	Private
609	2024-11	2021-05	21,462.75	15,702.97	0.00	15,702.97	100.0%	15,702.97	09322	NW	SUBARU	Loan Balloon	Private
610	2024-11	2021-05	22,686.29	15,288.70	3,434.03	11,854.67	77.5%	0.00	18581	GW	VW	Loan Balloon	Private
611	2024-11	2021-08	11,901.01	4,672.19	-82.98	4,755.17	101.8%	4,755.17	61169	GW	BMW	Loan Amortising	Private
612	2024-11	2022-10	40,013.92	39,604.55	-850.16	40,454.71	102.1%	40,454.71	49536	NW	MERCEDES-BENZ	Loan Balloon	Private
613	2024-11	2021-10	13,198.54	9,238.40	-133.11	9,371.51	101.4%	9,371.51	42855	GW	CITROEN	Loan Amortising	Private
614	2024-11	2021-11	38,984.87	27,682.95	13,116.84	14,566.11	52.6%	14,566.11	55129	NW	FORD	Loan Balloon	Private
615	2024-11	2022-01	14,576.44	11,320.96	11,320.96	0.00	0.0%	0.00	13357	GW	ABARTH	Loan Balloon	Private
616	2024-11	2022-04	35,913.33	34,602.66	20,326.58	14,276.08	41.3%	14,276.08	45699	GW	VW	Loan Balloon	Private
617	2024-11	2022-06	11,318.54	10,052.44	0.00	10,052.44	100.0%	10,052.44	60437	GW	VW	Loan Balloon	Commercial
618	2024-11	2022-08	46,056.89	43,931.69	17,800.41	26,131.28	59.5%	26,131.28	56459	NW	TESLA	Loan Balloon	Commercial
619	2024-11	2022-07	12,759.88	5,857.53	1,741.85	4,115.68	70.3%	0.00	87435	GW	MERCEDES-BENZ	Loan Amortising	Private
620	2024-11	2022-10	26,240.89	22,022.63	13,646.57	8,376.06	38.0%	8,376.06	49401	GW	TOYOTA	Loan Balloon	Private
621	2024-11	2023-03	11,255.70	11,519.40	-254.48	11,773.88	102.2%	11,773.88	85235	GW	OPEL	Loan Balloon	Private
622	2024-11	2023-06	9,090.06	8,715.48	-1,114.27	9,829.75	112.8%	9,829.75	10969	NW	AUDI	Loan Balloon	Private
623	2024-11	2023-09	22,785.14	23,266.22	-1,655.20	24,921.42	107.1%	24,921.42	47495	NW	SUZUKI	Loan Amortising	Private
624	2024-11	2023-10	14,210.46	14,149.97	-260.92	14,410.89	101.8%	14,410.89	66887	GW	AUDI	Loan Amortising	Private
625	2024-11	2024-03	11,016.33	11,376.99	-265.22	11,642.21	102.3%	11,642.21	59320	GW	KIA	Loan Amortising	Private
626	2024-12	2020-08	28,730.45	15,722.23	13,094.52	2,627.71	16.7%	2,627.71	96450	GW	AUDI	Loan Balloon	Private
627	2024-12	2020-08	31,416.44	19,973.73	18,801.21	1,172.52	5.9%	0.00	51465	GW	KIA	Loan Balloon	Private
628	2024-12	2020-10	18,763.19	6,885.98	-34.46	6,920.44	100.5%	6,920.44	76532	NW	CITROEN	Loan Balloon	Commercial
629	2024-12	2020-12	17,549.32	10,790.70	-79.83	10,870.53	100.7%	10,870.53	63654	GW	MERCEDES-BENZ	Loan Amortising	Private
630	2024-12	2020-12	9,557.50	4,256.72	-24.03	4,280.75	100.6%	4,280.75	27478	GW	OPEL	Loan Balloon	Private

Defaults and Recoveries Loan Level Information

RevoCar 2021-1
Investor Report

Determination Date: 28.02.2025
Investor Reporting Date: 17.03.2025
Payment Date: 25.03.2025
Period No.: 46

No.	Month / Year of Default	Month / Year of Loan Origin	Original Principal Balance (Cut-Off Date)	Default Amount	Recovery	Net Loss Amount	Net Loss Percentage on Default Amount	Outstanding (including write-offs)	Post Code Area	Object Type (new/used)	Vehicle Brand	Contract Type	Customer Type
631	2024-12	2021-01	10,317.80	6,797.68	-53.26	6,850.94	100.8%	6,850.94	27711	GW	BMW	Loan Balloon	Private
632	2024-12	2021-02	14,297.62	11,723.07	6,725.41	4,997.66	42.6%	4,997.66	30880	GW	RENAULT	Loan Balloon	Private
633	2024-12	2021-12	13,367.74	12,665.63	4,337.54	8,328.09	65.8%	8,328.09	84561	GW	RENAULT	Loan Balloon	Commercial
634	2024-12	2021-03	25,323.09	21,843.67	21,843.67	0.00	0.0%	0.00	31137	NW	VW	Loan Balloon	Private
635	2024-12	2020-06	19,132.96	9,361.29	0.00	9,361.29	100.0%	9,361.29	79211	NW	PEUGEOT	Loan Balloon	Commercial
636	2024-12	2020-06	6,693.07	3,328.98	-46.85	3,375.83	101.4%	3,375.83	51063	GW	VW	Loan Amortising	Private
637	2024-12	2021-05	24,361.81	23,000.26	-835.38	23,835.64	103.6%	23,835.64	57639	NW	SKODA	Loan Balloon	Private
638	2024-12	2021-12	16,339.87	337.11	0.00	337.11	100.0%	0.00	34327	GW	OPEL	Loan Balloon	Private
639	2024-12	2021-12	18,047.40	12,254.89	-77.15	12,332.04	100.6%	12,332.04	45279	GW	MAZDA	Loan Amortising	Private
640	2024-12	2022-07	14,494.75	3,874.86	967.08	2,907.78	75.0%	2,907.78	40670	GW	KIA	Loan Balloon	Private
641	2024-12	2022-11	9,463.12	2,940.29	901.94	2,038.35	69.3%	0.00	59457	GW	BMW	Loan Amortising	Private
642	2024-12	2023-07	8,327.53	2,397.88	-65.49	2,463.37	102.7%	2,463.37	55120	GW	BMW	Loan Amortising	Private
643	2024-12	2023-08	5,853.49	4,341.56	-933.07	5,274.63	121.5%	5,274.63	53840	GW	OPEL	Loan Amortising	Private
644	2024-12	2024-01	9,605.50	9,597.29	3,410.64	6,186.65	64.5%	6,186.65	26871	GW	BMW	Loan Balloon	Private
645	2024-12	2024-04	10,572.05	10,457.53	9,511.21	946.32	9.0%	946.32	83734	GW	MINI	Loan Amortising	Private
646	2025-01	2020-07	41,251.36	27,334.58	-190.82	27,525.40	100.7%	27,525.40	47533	GW	VW	Loan Amortising	Private
647	2025-01	2020-07	31,025.12	19,313.75	-39.64	19,353.39	100.2%	19,353.39	04229	NW	KIA	Loan Balloon	Private
648	2025-01	2020-08	15,044.40	8,821.77	8,608.81	212.96	2.4%	212.96	86199	NW	DACIA	Loan Balloon	Private
649	2025-01	2020-08	16,228.78	11,286.06	-48.28	11,334.34	100.4%	11,334.34	99438	NW	MERCEDES-BENZ	Loan Amortising	Private
650	2025-01	2020-09	6,868.02	4,515.86	2,308.81	2,207.05	48.9%	2,207.05	92237	GW	OPEL	Loan Balloon	Private
651	2025-01	2020-09	12,070.43	7,398.68	0.00	7,398.68	100.0%	7,398.68	36208	GW	MERCEDES-BENZ	Loan Balloon	Private
652	2025-01	2020-12	14,905.63	6,845.04	0.00	6,845.04	100.0%	6,845.04	18574	NW	LIGIER	Loan Balloon	Private
653	2025-01	2021-06	19,537.19	8,792.66	-28.99	8,821.65	100.3%	8,821.65	99887	GW	KIA	Loan Balloon	Private
654	2025-01	2021-01	19,058.80	7,288.57	3,133.33	4,155.24	57.0%	4,155.24	41466	NW	FORD	Loan Balloon	Commercial
655	2025-01	2022-09	19,217.24	6,107.86	-29.80	6,137.66	100.5%	6,137.66	78559	GW	HYUNDAI	Loan Amortising	Private
656	2025-01	2020-10	20,655.77	14,593.40	0.00	14,593.40	100.0%	14,593.40	63071	GW	VW	Loan Balloon	Private
657	2025-01	2019-10	5,602.51	5,503.88	5,503.88	0.00	0.0%	0.00	53879	GW	SKODA	Loan Balloon	Private
658	2025-01	2021-05	16,727.78	15,650.38	0.00	15,650.38	100.0%	15,650.38	33442	GW	AUDI	Loan Balloon	Private
659	2025-01	2021-06	18,455.35	12,999.54	-877.95	13,877.49	106.8%	13,877.49	66459	NW	OPEL	Loan Balloon	Commercial
660	2025-01	2021-08	18,515.45	14,431.49	14,431.49	0.00	0.0%	0.00	29229	GW	KIA	Loan Balloon	Private

Defaults and Recoveries Loan Level Information

RevoCar 2021-1
Investor Report

Determination Date: 28.02.2025
Investor Reporting Date: 17.03.2025
Payment Date: 25.03.2025
Period No.: 46

No.	Month / Year of Default	Month / Year of Loan Origin	Original Principal Balance (Cut-Off Date)	Default Amount	Recovery	Net Loss Amount	Net Loss Percentage on Default Amount	Outstanding (including write-offs)	Post Code Area	Object Type (new/used)	Vehicle Brand	Contract Type	Customer Type
661	2025-01	2021-08	29,601.31	28,753.32	-9.20	28,762.52	100.0%	28,762.52	57629	NW	VW	Loan Balloon	Private
662	2025-01	2021-11	23,013.32	16,927.75	-94.26	17,022.01	100.6%	17,022.01	21755	GW	FORD	Loan Balloon	Private
663	2025-01	2021-11	60,463.07	59,003.33	33,808.81	25,194.52	42.7%	25,194.52	12109	GW	VW	Loan Balloon	Private
664	2025-01	2021-12	2,636.61	2,143.79	-18.02	2,161.81	100.8%	2,161.81	14656	GW	OPEL	Loan Amortising	Private
665	2025-01	2022-01	16,440.38	15,609.47	4,780.90	10,828.57	69.4%	10,828.57	44892	GW	PEUGEOT	Loan Balloon	Private
666	2025-01	2022-02	27,918.16	24,254.10	15,961.04	8,293.06	34.2%	8,293.06	45478	GW	KIA	Loan Balloon	Commercial
667	2025-01	2022-09	29,905.42	19,877.15	0.00	19,877.15	100.0%	19,877.15	12057	NW	TOYOTA	Loan Amortising	Commercial
668	2025-01	2022-07	23,944.92	21,188.62	-79.71	21,268.33	100.4%	21,268.33	36208	GW	MAZDA	Loan Balloon	Private
669	2025-01	2022-09	22,724.30	22,066.26	-142.27	22,208.53	100.6%	22,208.53	84561	GW	RENAULT	Loan Balloon	Commercial
670	2025-01	2022-09	54,999.50	53,946.47	21,834.02	32,112.45	59.5%	32,112.45	28195	GW	MERCEDES-BENZ	Loan Balloon	Commercial
671	2025-01	2022-11	30,074.99	21,217.20	-1,138.27	22,355.47	105.4%	22,355.47	67549	GW	PORSCHE	Loan Amortising	Private
672	2025-01	2023-06	11,186.92	8,639.82	2,420.18	6,219.64	72.0%	0.00	66687	GW	MERCEDES-BENZ	Loan Amortising	Private
673	2025-01	2024-01	12,899.19	13,050.22	3,763.54	9,286.68	71.2%	9,286.68	27570	GW	SUZUKI	Loan Amortising	Private
674	2025-01	2024-02	11,248.50	11,145.44	-970.61	12,116.05	108.7%	12,116.05	04736	GW	FORD	Loan Amortising	Private
675	2025-02	2020-07	10,292.79	1,997.16	0.00	1,997.16	100.0%	1,997.16	15345	GW	RENAULT	Loan Balloon	Private
676	2025-02	2020-07	7,014.50	1,888.88	0.00	1,888.88	100.0%	1,888.88	29352	GW	FORD	Loan Amortising	Private
677	2025-02	2021-09	10,634.25	7,330.76	-392.12	7,722.88	105.3%	7,722.88	72760	GW	FORD	Loan Amortising	Commercial
678	2025-02	2020-08	15,827.11	6,416.86	-49.76	6,466.62	100.8%	6,466.62	66701	GW	AUDI	Loan Amortising	Private
679	2025-02	2020-08	15,573.16	7,067.18	251.00	6,816.18	96.4%	6,816.18	18528	GW	VW	Loan Balloon	Private
680	2025-02	2020-08	7,958.16	2,474.48	-8.08	2,482.56	100.3%	2,482.56	91781	NW	KIA	Loan Balloon	Private
681	2025-02	2020-09	24,450.86	16,454.04	-10.00	16,464.04	100.1%	16,464.04	94575	GW	HYUNDAI	Loan Balloon	Private
682	2025-02	2020-09	16,943.61	9,350.52	-1,191.19	10,541.71	112.7%	10,541.71	73447	NW	VW	Loan Balloon	Private
683	2025-02	2020-11	10,342.49	7,007.78	0.00	7,007.78	100.0%	7,007.78	33142	NW	OPEL	Loan Balloon	Private
684	2025-02	2020-10	16,318.47	10,627.93	0.00	10,627.93	100.0%	10,627.93	83620	NW	FIAT	Loan Balloon	Private
685	2025-02	2020-10	5,891.75	3,298.88	-24.84	3,323.72	100.8%	3,323.72	65451	GW	AUDI	Loan Amortising	Private
686	2025-02	2020-11	4,247.61	3,226.64	-34.97	3,261.61	101.1%	3,261.61	22045	GW	MERCEDES-BENZ	Loan Amortising	Private
687	2025-02	2020-11	10,325.00	8,679.41	0.00	8,679.41	100.0%	8,679.41	45899	NW	PEUGEOT	Loan Balloon	Private
688	2025-02	2020-12	13,284.50	2,563.51	0.00	2,563.51	100.0%	2,563.51	80804	GW	VW	Loan Amortising	Private
689	2025-02	2020-12	50,768.75	33,510.21	-926.65	34,436.86	102.8%	34,436.86	35232	GW	PORSCHE	Loan Balloon	Private
690	2025-02	2020-12	21,669.44	12,859.67	-862.68	13,722.35	106.7%	13,722.35	66539	GW	NISSAN	Loan Balloon	Private

Defaults and Recoveries Loan Level Information

RevoCar 2021-1
Investor Report

Determination Date: 28.02.2025
Investor Reporting Date: 17.03.2025
Payment Date: 25.03.2025
Period No.: 46

No.	Month / Year of Default	Month / Year of Loan Origin	Original Principal Balance (Cut-Off Date)	Default Amount	Recovery	Net Loss Amount	Net Loss Percentage on Default Amount	Outstanding (including write-offs)	Post Code Area	Object Type (new/used)	Vehicle Brand	Contract Type	Customer Type
691	2025-02	2020-08	4,975.92	1,890.19	78.58	1,811.61	95.8%	1,811.61	39112	GW	MAZDA	Loan Amortising	Private
692	2025-02	2021-02	26,908.69	12,709.82	-42.51	12,752.33	100.3%	12,752.33	99423	NW	FORD	Loan Amortising	Private
693	2025-02	2021-03	22,392.25	6,698.69	-27.03	6,725.72	100.4%	6,725.72	77728	GW	MERCEDES-BENZ	Loan Amortising	Private
694	2025-02	2020-10	4,412.00	1,042.79	0.00	1,042.79	100.0%	1,042.79	84137	GW	FORD	Loan Amortising	Private
695	2025-02	2021-03	23,348.84	17,655.20	-878.78	18,533.98	105.0%	18,533.98	86836	GW	HYUNDAI	Loan Balloon	Private
696	2025-02	2020-02	4,855.85	1,418.36	-6.78	1,425.14	100.5%	1,425.14	67346	GW	OPEL	Loan Amortising	Private
697	2025-02	2020-04	12,168.47	6,108.97	165.00	5,943.97	97.3%	5,943.97	90574	NW	FIAT	Loan Balloon	Private
698	2025-02	2020-05	6,437.71	4,480.35	0.00	4,480.35	100.0%	4,480.35	52353	GW	MITSUBISHI	Loan Balloon	Private
699	2025-02	2020-06	11,972.97	7,869.90	0.00	7,869.90	100.0%	7,869.90	01616	GW	AUDI	Loan Balloon	Private
700	2025-02	2020-06	11,205.06	3,860.05	-22.73	3,882.78	100.6%	3,882.78	17111	GW	VOLVO	Loan Amortising	Private
701	2025-02	2021-05	22,532.48	3,154.41	-7.75	3,162.16	100.2%	3,162.16	06749	GW	SEAT	Loan Balloon	Private
702	2025-02	2021-05	13,140.71	6,238.86	-15.34	6,254.20	100.2%	6,254.20	82538	GW	NISSAN	Loan Amortising	Private
703	2025-02	2021-05	17,879.49	3,779.50	0.00	3,779.50	100.0%	3,779.50	99091	NW	CITROEN	Loan Balloon	Private
704	2025-02	2021-06	8,612.97	6,260.14	0.00	6,260.14	100.0%	6,260.14	78598	GW	FORD	Loan Balloon	Private
705	2025-02	2023-04	22,502.19	21,171.91	7.03	21,164.88	100.0%	21,164.88	42477	GW	VW	Loan Balloon	Private
706	2025-02	2022-07	16,913.82	11,611.43	-24.80	11,636.23	100.2%	11,636.23	90763	GW	AUDI	Loan Amortising	Private
707	2025-02	2022-08	8,828.95	7,799.43	-35.84	7,835.27	100.5%	7,835.27	47226	GW	VW	Loan Amortising	Private
708	2025-02	2022-09	14,088.18	10,725.19	-980.56	11,705.75	109.1%	11,705.75	67434	GW	MERCEDES-BENZ	Loan Amortising	Private
709	2025-02	2022-10	12,971.32	5,539.70	0.00	5,539.70	100.0%	5,539.70	44379	GW	BMW	Loan Balloon	Private
710	2025-02	2023-01	6,412.75	4,549.84	-33.61	4,583.45	100.7%	4,583.45	67294	GW	AUDI	Loan Amortising	Private
711	2025-02	2023-03	21,914.47	17,279.27	-920.33	18,199.60	105.3%	18,199.60	63906	GW	CITROEN	Loan Amortising	Commercial
712	2025-02	2023-07	13,829.73	12,433.41	-78.65	12,512.06	100.6%	12,512.06	41065	GW	PEUGEOT	Loan Amortising	Private
713	2025-02	2023-08	3,723.75	2,910.70	-26.73	2,937.43	100.9%	2,937.43	33647	GW	MINI	Loan Amortising	Private
714	2025-02	2023-08	6,267.02	4,966.23	-40.75	5,006.98	100.8%	5,006.98	58119	GW	MERCEDES-BENZ	Loan Amortising	Private
715	2025-02	2023-10	28,431.87	27,752.70	13,408.81	14,343.89	51.7%	14,343.89	48599	GW	MERCEDES-BENZ	Loan Balloon	Private
716	2025-02	2023-10	7,323.93	7,361.37	-49.49	7,410.86	100.7%	7,410.86	13086	GW	SKODA	Loan Amortising	Commercial

Delinquency Analysis

RevoCar 2021-1
Investor Report

Determination Date: 28.02.2025
Investor Reporting Date: 17.03.2025
Payment Date: 25.03.2025
Period No.: 46

Delinquent Payments

Period	Performing Receivables	Delinquent Payment				Total
		1-30 days overdue	31-60 days overdue	61-90 days overdue	90+ days overdue	
1	698,939,758.46	14,877.60	9,152.83	0.00	0.00	24,030.43
2	698,440,897.34	13,125.67	19,195.06	4,204.69	0.00	36,525.42
3	697,661,122.79	23,139.14	22,956.05	11,408.04	1,009.30	58,512.53
4	697,087,780.78	47,650.42	18,757.20	24,928.29	11,763.49	103,099.40
5	697,288,348.96	22,808.16	26,928.88	8,889.83	17,592.20	76,219.07
6	696,465,503.38	113,677.29	32,123.54	16,873.22	19,449.54	182,123.59
7	696,165,716.00	73,579.88	15,443.46	75,362.52	53,811.54	218,197.40
8	696,682,325.78	87,204.29	45,967.94	5,992.78	40,559.08	179,724.09
9	695,958,380.64	49,623.76	46,871.38	40,153.87	39,275.20	175,924.21
10	695,918,628.63	31,736.48	44,560.94	36,793.83	40,245.11	153,336.36
11	695,943,115.23	86,284.57	58,859.86	27,497.49	29,245.48	201,887.40
12	694,727,258.97	86,532.64	54,569.21	19,422.06	52,038.60	212,562.51
13	694,476,247.71	176,285.26	44,246.52	50,899.18	59,163.04	330,594.00
14	694,772,625.75	102,437.48	42,701.93	21,312.03	95,576.74	262,028.18
15	694,009,685.21	116,288.49	49,691.52	39,227.14	79,950.42	285,157.57
16	694,123,709.76	138,377.29	122,918.75	42,237.77	91,832.79	395,366.60
17	693,150,487.69	207,926.41	62,112.84	83,567.13	111,515.86	465,122.24
18	692,985,941.24	297,928.44	37,847.11	114,078.10	104,201.68	554,055.33
19	692,958,187.07	397,984.78	167,448.26	23,594.99	119,212.89	708,240.92
20	692,920,600.94	155,901.44	230,056.00	117,004.15	95,943.72	598,905.31
21	693,087,384.03	421,324.94	25,460.93	77,172.99	308,015.86	831,974.72

Delinquency Analysis

RevoCar 2021-1
Investor Report

Determination Date: 28.02.2025
Investor Reporting Date: 17.03.2025
Payment Date: 25.03.2025
Period No.: 46

Delinquent Payments

Period	Performing Receivables	Delinquent Payment				Total
		1-30 days overdue	31-60 days overdue	61-90 days overdue	90+ days overdue	
22	692,273,105.64	235,160.29	140,103.31	65,091.52	231,121.25	671,476.37
23	693,369,330.81	134,247.01	247,583.89	72,339.87	194,876.39	649,047.16
24	692,388,951.08	274,029.94	143,107.63	105,681.51	192,608.94	715,428.02
25	693,007,832.10	237,130.50	136,231.41	38,841.17	231,599.04	643,802.12
26	692,734,111.00	360,675.97	100,200.34	62,148.86	149,971.49	672,996.66
27	691,895,628.14	443,989.74	88,740.20	136,041.11	188,772.11	857,543.16
28	692,274,264.46	353,937.63	365,261.08	39,395.37	233,834.08	992,428.16
29	691,642,908.49	835,152.76	246,527.47	105,091.74	210,634.37	1,397,406.34
30	690,665,883.49	707,264.14	198,253.50	269,332.37	420,307.57	1,595,157.58
31	690,938,551.68	622,075.56	312,586.52	81,723.19	391,267.48	1,407,652.75
32	688,942,358.02	1,052,386.20	396,187.58	249,287.32	330,324.91	2,028,186.01
33	690,413,595.01	733,858.82	174,861.09	298,081.27	547,241.40	1,754,042.58
34	689,789,275.47	840,329.55	312,229.02	103,539.51	607,411.91	1,863,509.99
35	689,766,865.89	673,038.07	501,572.10	219,423.59	508,861.08	1,902,894.84
36	689,986,484.33	476,697.59	104,104.18	343,459.75	559,236.20	1,483,497.72
37	689,389,845.55	827,882.96	237,322.92	81,474.38	799,320.56	1,946,000.82
38	688,104,609.66	966,515.19	558,116.61	156,070.13	646,448.27	2,327,150.20
39	689,706,033.17	381,312.74	982,141.61	165,889.54	506,380.32	2,035,724.21
40	687,959,215.35	1,407,433.14	281,524.96	362,793.52	607,067.59	2,658,819.21
41	687,561,535.01	1,455,666.68	425,146.86	458,504.40	772,889.57	3,112,207.51
42	687,355,374.90	814,677.28	1,329,454.41	283,561.29	1,031,609.99	3,459,302.97

Delinquency Analysis

RevoCar 2021-1
Investor Report

Determination Date: 28.02.2025
Investor Reporting Date: 17.03.2025
Payment Date: 25.03.2025
Period No.: 46

Delinquent Payments

Period	Performing Receivables	Delinquent Payment				Total
		1-30 days overdue	31-60 days overdue	61-90 days overdue	90+ days overdue	
43	687,061,574.55	1,635,015.14	690,281.94	344,988.70	917,093.99	3,587,379.77
44	686,547,205.85	1,411,139.61	904,117.74	239,964.56	1,308,021.11	3,863,243.02
45	686,045,689.33	1,474,715.59	189,911.78	875,208.37	1,254,235.02	3,794,070.76
46	686,391,467.98	1,401,278.23	712,559.05	422,642.07	1,302,972.10	3,839,451.45

Delinquency Analysis

RevoCar 2021-1
Investor Report

Determination Date: 28.02.2025
Investor Reporting Date: 17.03.2025
Payment Date: 25.03.2025
Period No.: 46

Aggregate Principal Balance of Delinquent Receivables

Period	Outstanding Principal Balance of Performing Receivables	Outstanding Principal Balance of Delinquent Receivables				Total
		1-30 days overdue	31-60 days overdue	61-90 days overdue	90+ days overdue	
1	698,939,758.46	802,341.76	257,339.32	0.00	0.00	1,059,681.08
2	698,440,897.34	848,313.29	592,227.41	118,411.72	0.00	1,558,952.42
3	697,661,122.79	1,203,758.54	842,935.53	266,716.36	25,449.93	2,338,860.36
4	697,087,780.78	1,385,849.22	685,491.74	589,226.82	251,395.64	2,911,963.42
5	697,288,348.96	1,355,663.74	893,214.34	207,762.36	254,946.73	2,711,587.17
6	696,465,503.38	1,717,381.43	1,049,177.55	515,623.84	252,162.04	3,534,344.86
7	696,165,716.00	1,766,209.10	602,309.93	852,935.46	612,553.70	3,834,008.19
8	696,682,325.78	1,382,339.81	1,158,035.87	157,531.34	619,641.94	3,317,548.96
9	695,958,380.64	2,116,567.86	734,377.44	582,543.17	607,427.21	4,040,915.68
10	695,918,628.63	1,741,906.00	1,372,103.78	490,577.53	476,547.49	4,081,134.80
11	695,943,115.23	917,796.19	2,243,361.96	483,881.23	411,555.08	4,056,594.46
12	694,727,258.97	2,817,873.59	1,423,796.99	475,986.93	554,989.60	5,272,647.11
13	694,476,247.71	2,316,261.36	1,163,752.36	1,189,808.89	853,523.25	5,523,345.86
14	694,772,625.75	2,663,094.14	966,227.94	525,478.97	1,072,367.65	5,227,168.70
15	694,009,685.21	2,909,983.45	1,600,576.72	553,405.49	925,039.75	5,989,005.41
16	694,123,709.76	1,417,471.33	2,183,459.79	1,174,734.42	1,099,344.74	5,875,010.28
17	693,150,487.69	3,438,137.31	948,708.65	964,929.61	1,497,334.93	6,849,110.50
18	692,985,941.24	2,836,192.81	1,190,365.53	1,570,815.78	1,416,254.31	7,013,628.43
19	692,958,187.07	3,402,423.45	1,654,889.03	567,556.37	1,415,535.93	7,040,404.78
20	692,920,600.94	2,854,940.87	2,057,476.05	931,291.54	1,235,589.44	7,079,297.90
21	693,087,384.03	2,849,889.86	707,428.94	1,142,358.41	2,211,962.34	6,911,639.55

Delinquency Analysis

RevoCar 2021-1
Investor Report

Determination Date: 28.02.2025
Investor Reporting Date: 17.03.2025
Payment Date: 25.03.2025
Period No.: 46

Aggregate Principal Balance of Delinquent Receivables

Period	Outstanding Principal Balance of Performing Receivables	Outstanding Principal Balance of Delinquent Receivables				Total
		1-30 days overdue	31-60 days overdue	61-90 days overdue	90+ days overdue	
22	692,273,105.64	3,354,662.31	2,085,699.17	699,681.76	1,586,546.82	7,726,590.06
23	693,369,330.81	1,746,746.19	2,603,462.32	1,080,790.72	1,199,445.34	6,630,444.57
24	692,388,951.08	3,866,136.60	1,665,573.90	790,313.76	1,288,862.12	7,610,886.38
25	693,007,832.10	3,515,174.78	1,692,771.20	523,116.09	1,261,006.06	6,992,068.13
26	692,734,111.00	4,391,340.68	1,414,057.47	563,828.20	896,442.34	7,265,668.69
27	691,895,628.14	3,809,160.37	1,139,156.72	1,768,340.18	1,387,300.81	8,103,958.08
28	692,274,264.46	1,558,231.07	4,051,749.25	437,886.01	1,677,513.17	7,725,379.50
29	691,642,908.49	4,626,870.46	1,892,625.44	819,505.65	1,018,037.47	8,357,039.02
30	690,665,883.49	3,643,127.34	1,488,991.02	2,042,543.57	2,159,221.80	9,333,883.73
31	690,938,551.68	4,115,340.47	1,956,535.48	830,584.96	2,158,796.99	9,061,257.90
32	688,942,358.02	4,880,029.59	2,744,875.73	1,358,746.98	2,073,656.64	11,057,308.94
33	690,413,595.01	4,165,930.24	1,175,048.25	1,681,730.02	2,563,658.73	9,586,367.24
34	689,789,275.47	4,605,524.15	2,372,843.15	713,919.00	2,518,394.19	10,210,680.49
35	689,766,865.89	4,124,650.43	2,948,191.74	1,261,908.63	1,898,229.34	10,232,980.14
36	689,986,484.33	4,417,466.74	1,191,475.01	2,431,665.46	1,972,837.48	10,013,444.69
37	689,389,845.55	4,409,606.19	2,422,553.91	776,294.74	3,001,571.90	10,610,026.74
38	688,104,609.66	5,732,889.73	2,362,650.68	1,209,840.70	2,589,898.27	11,895,279.38
39	689,706,033.17	1,793,274.14	5,241,964.37	748,665.63	2,509,758.09	10,293,662.23
40	687,959,215.35	5,783,587.60	1,354,239.05	2,311,892.38	2,591,051.39	12,040,770.42
41	687,561,535.01	4,632,086.56	1,988,891.77	2,648,786.83	3,168,584.83	12,438,349.99
42	687,355,374.90	2,164,219.60	5,376,188.02	1,127,006.19	3,977,205.69	12,644,619.50


Delinquency Analysis

RevoCar 2021-1
Investor Report

Determination Date: 28.02.2025
Investor Reporting Date: 17.03.2025
Payment Date: 25.03.2025
Period No.: 46

Aggregate Principal Balance of Delinquent Receivables

Period	Outstanding Principal Balance of Performing Receivables	Outstanding Principal Balance of Delinquent Receivables				Total
		1-30 days overdue	31-60 days overdue	61-90 days overdue	90+ days overdue	
43	687,061,574.55	4,948,796.76	2,991,666.56	1,519,200.40	3,478,663.37	12,938,327.09
44	686,547,205.85	4,675,307.54	3,449,300.08	967,632.36	4,360,471.71	13,452,711.69
45	686,045,689.33	5,466,972.41	1,681,401.48	2,872,274.72	3,933,352.76	13,954,001.37
46	686,391,467.98	4,910,295.08	2,809,383.87	1,533,126.08	4,355,704.20	13,608,509.23



Geographical Distribution

RevoCar 2021-1
Investor Report

Determination Date: 28.02.2025
Investor Reporting Date: 17.03.2025
Payment Date: 25.03.2025
Period No.: 46

State	Outstanding Principal Balance	% of Total Balance	No. of Contracts	% of No. of Contracts
Schleswig-Holstein	19,280,606.12	2.75%	1,557	2.88%
Hamburg	7,607,034.99	1.09%	558	1.03%
Lower Saxony	57,989,587.90	8.28%	4,726	8.74%
Bremen	2,922,056.86	0.42%	217	0.40%
North Rhine-Westphalia	150,036,555.58	21.43%	12,123	22.42%
Hesse	58,006,854.51	8.29%	4,158	7.69%
Rhineland-Palatinate	40,218,684.12	5.75%	3,058	5.65%
Baden-Württemberg	93,797,040.99	13.40%	6,826	12.62%
Bavaria	114,814,050.49	16.40%	8,098	14.97%
Saarland	11,245,489.06	1.61%	855	1.58%
Berlin	16,776,518.47	2.40%	1,327	2.45%
Brandenburg	25,559,832.27	3.65%	2,226	4.12%
Mecklenburg-Vorpommern	13,033,265.20	1.86%	1,082	2.00%
Saxony	35,814,877.05	5.12%	2,824	5.22%
Saxony-Anhalt	28,894,870.60	4.13%	2,482	4.59%
Thuringia	24,002,653.00	3.43%	1,962	3.63%
Total	699,999,977.21	100.00%	54,079	100.00%

Car Type, Customer Group, Object Type

RevoCar 2021-1
Investor Report

Determination Date: 28.02.2025
Investor Reporting Date: 17.03.2025
Payment Date: 25.03.2025
Period No.: 46

Car Type	Outstanding Principal Balance	% of Total Balance	No. of Contracts	% of No. of Contracts
New Vehicle	272,378,212.40	38.91%	16,257	30.06%
Used Vehicle	427,621,764.81	61.09%	37,822	69.94%
Total	699,999,977.21	100.00%	54,079	100.00%

Customer Group	Outstanding Principal Balance	% of Total Balance	No. of Contracts	% of No. of Contracts
Private Individual	674,870,759.45	96.41%	52,737	97.52%
Commercial	25,129,217.76	3.59%	1,342	2.48%
Total	699,999,977.21	100.00%	54,079	100.00%

Object Type	Outstanding Principal Balance	% of Total Balance	No. of Contracts	% of No. of Contracts
Car	677,081,291.41	96.73%	52,359	96.82%
Motorbike	6,997,003.33	1.00%	1,069	1.98%
Leisure	15,921,682.47	2.27%	651	1.20%
Total	699,999,977.21	100.00%	54,079	100.00%

Insurances

RevoCar 2021-1
Investor Report

Determination Date: 28.02.2025
Investor Reporting Date: 17.03.2025
Payment Date: 25.03.2025
Period No.: 46

Payment Protection Insurance	Outstanding Principal Balance	% of Total Balance	No. of Contracts	% of No. of Contracts
Yes	189,153,001.62	27.02%	16,989	31.42%
No	510,846,975.59	72.98%	37,090	68.58%
Total	699,999,977.21	100.00%	54,079	100.00%

Gap Insurance	Outstanding Principal Balance	% of Total Balance	No. of Contracts	% of No. of Contracts
Yes	245,427,407.25	35.06%	15,513	28.69%
No	454,572,569.96	64.94%	38,566	71.31%
Total	699,999,977.21	100.00%	54,079	100.00%

Repair Cost Insurance	Outstanding Principal Balance	% of Total Balance	No. of Contracts	% of No. of Contracts
Yes	55,767,071.79	7.97%	3,674	6.79%
No	644,232,905.42	92.03%	50,405	93.21%
Total	699,999,977.21	100.00%	54,079	100.00%

Payment Properties

RevoCar 2021-1
Investor Report

Determination Date: 28.02.2025
Investor Reporting Date: 17.03.2025
Payment Date: 25.03.2025
Period No.: 46

Payment Cycle	Outstanding Principal Balance	% of Total Balance	No. of Contracts	% of No. of Contracts
1st of month	443,737,861.23	63.39%	33,861	62.61%
15th of month	256,262,115.98	36.61%	20,218	37.39%
Total	699,999,977.21	100.00%	54,079	100.00%

Payment Method	Outstanding Principal Balance	% of Total Balance	No. of Contracts	% of No. of Contracts
Direct Debit	699,999,977.21	100.00%	54,079	100.00%
Other	0.00	0.00%	0	0.00%
Total	699,999,977.21	100.00%	54,079	100.00%

Downpayment and Contract

RevoCar 2021-1
Investor Report

Determination Date: 28.02.2025
Investor Reporting Date: 17.03.2025
Payment Date: 25.03.2025
Period No.: 46

Downpayment	Outstanding Principal Balance	% of Total Balance	No. of Contracts	% of No. of Contracts
with downpayment	474,565,427.49	67.80%	35,011	64.74%
without downpayment	225,434,549.72	32.20%	19,068	35.26%
Total	699,999,977.21	100.00%	54,079	100.00%

Average Downpayment	4,490
Max. Downpayment	122,533

Contracts w/Balloon Payments	Outstanding Principal Balance	% of Total Balance	No. of Contracts	% of No. of Contracts
Amortizing Loans	273,569,039.74	39.08%	30,575	56.54%
Balloon Loans	426,430,937.47	60.92%	23,504	43.46%
- of which are ballon rates	316,927,357.12	74.32%		
- of which regular instalments	109,503,580.35	25.68%		
Total	699,999,977.21	100.00%	54,079	100.00%

Yield Range

RevoCar 2021-1
Investor Report

Determination Date: 28.02.2025
Investor Reporting Date: 17.03.2025
Payment Date: 25.03.2025
Period No.: 46

Yield Range	Outstanding Principal Balance	% of Total Balance	No. of Contracts	% of No. of Contracts
0,01% - 0,99%	11,556,730.91	1.65%	883	1.63%
1,00% - 1,99%	64,111,758.37	9.16%	4,910	9.08%
2,00% - 2,99%	147,287,493.87	21.04%	12,120	22.41%
3,00% - 3,99%	135,682,028.87	19.38%	12,273	22.69%
4,00% - 4,99%	58,293,324.00	8.33%	4,318	7.98%
5,00% - 5,99%	103,231,022.26	14.75%	6,058	11.20%
6,00% - 6,99%	89,873,142.88	12.84%	6,001	11.10%
7,00% - 7,99%	69,159,473.09	9.88%	5,505	10.18%
8,00% - 8,99%	19,142,842.14	2.73%	1,846	3.41%
9,00% - 9,99%	1,312,625.71	0.19%	130	0.24%
> 9,99%	349,535.11	0.05%	35	0.06%
Total	699,999,977.21	100.00%	54,079	100.00%
WA Yield:	4.69%			

Original Principal Balance

RevoCar 2021-1
Investor Report

Determination Date: 28.02.2025
Investor Reporting Date: 17.03.2025
Payment Date: 25.03.2025
Period No.: 46

Original Principal Balance	Original Principal Balance	% of Total Balance	No. of Contracts	% of No. of Contracts
0-5.000	7,732,945.80	0.73%	1,950	3.61%
5.001-10.000	69,033,950.45	6.47%	8,723	16.13%
10.001-15.000	144,651,131.87	13.56%	11,431	21.14%
15.001-20.000	187,742,340.94	17.60%	10,723	19.83%
20.001-25.000	171,414,638.20	16.07%	7,626	14.10%
25.001-30.000	146,338,788.38	13.72%	5,319	9.84%
30.001-35.000	104,638,389.81	9.81%	3,225	5.96%
35.001-40.000	74,451,234.28	6.98%	1,988	3.68%
40.001-45.000	49,135,370.62	4.61%	1,155	2.14%
45.001-50.000	34,482,219.83	3.23%	723	1.34%
50.001-55.000	21,218,794.44	1.99%	404	0.75%
55.001-60.000	15,735,998.24	1.48%	273	0.50%
60.001-65.000	10,436,929.02	0.98%	167	0.31%
65.001-70.000	8,476,023.62	0.79%	125	0.23%
70.001-75.000	5,382,823.04	0.50%	74	0.14%
75.001-80.000	4,357,094.70	0.41%	56	0.10%
>80.000	11,322,123.04	1.06%	117	0.22%
Total	1,066,550,796.28	100.00%	54,079	100.00%

Average Original Principal Balance: 19,722

Outstanding Principal Balance

RevoCar 2021-1
Investor Report

Determination Date: 28.02.2025
Investor Reporting Date: 17.03.2025
Payment Date: 25.03.2025
Period No.: 46

Outstanding Principal Balance	Outstanding Principal Balance	% of Total Balance	No. of Contracts	% of No. of Contracts
0-5.000	33,815,086.05	4.83%	12,679	23.45%
5.001-10.000	100,517,147.12	14.36%	13,475	24.92%
10.001-15.000	128,537,906.32	18.36%	10,407	19.24%
15.001-20.000	120,133,852.27	17.16%	6,942	12.84%
20.001-25.000	94,827,327.64	13.55%	4,249	7.86%
25.001-30.000	69,287,728.00	9.90%	2,541	4.70%
30.001-35.000	48,994,214.68	7.00%	1,519	2.81%
35.001-40.000	34,488,837.75	4.93%	924	1.71%
40.001-45.000	22,505,894.74	3.22%	534	0.99%
45.001-50.000	12,930,534.75	1.85%	273	0.50%
50.001-55.000	9,403,202.52	1.34%	180	0.33%
55.001-60.000	6,602,085.77	0.94%	115	0.21%
60.001-65.000	5,062,175.70	0.72%	81	0.15%
65.001-70.000	3,427,366.91	0.49%	51	0.09%
70.001-75.000	2,037,688.72	0.29%	28	0.05%
75.001-80.000	1,551,859.64	0.22%	20	0.04%
>80.000	5,877,068.63	0.84%	61	0.11%
Total	699,999,977.21	100.00%	54,079	100.00%

Average Outstanding Principal Balance:	12,944
---	---------------

Scoring

RevoCar 2021-1
Investor Report

Determination Date: 28.02.2025
Investor Reporting Date: 17.03.2025
Payment Date: 25.03.2025
Period No.: 46

Scoring	Outstanding Principal Balance	% of Total Balance	No. of Contracts	% of No. of Contracts
10.000: 9.800	329,594,394.74	47.08%	25,567	47.28%
9.799: 9.600	214,198,476.50	30.60%	16,639	30.77%
9.599: 9.400	81,175,986.68	11.60%	6,319	11.68%
9.399: 9.200	29,943,014.08	4.28%	2,284	4.22%
9.199: 9.000	13,084,755.71	1.87%	1,059	1.96%
8.999: 8.800	7,013,232.51	1.00%	566	1.05%
8.799: 8.600	3,065,555.90	0.44%	247	0.46%
8.599: 8.400	1,853,995.09	0.26%	144	0.27%
8.399: 8.200	1,237,159.33	0.18%	92	0.17%
8.199: 8.000	501,641.30	0.07%	52	0.10%
7.999:	1,232,141.57	0.18%	92	0.17%
n/a	17,099,623.80	2.44%	1,018	1.88%
Total	699,999,977.21	100.00%	54,079	100.00%

Borrower Characteristics I

RevoCar 2021-1
Investor Report

Determination Date: 28.02.2025
Investor Reporting Date: 17.03.2025
Payment Date: 25.03.2025
Period No.: 46

Employment Type	Outstanding Principal Balance	% of Total Balance	No. of Contracts	% of No. of Contracts
Civil Servant	35,015,454.20	5.00%	2,481	4.59%
Public + Private Employee	456,329,559.13	65.19%	36,044	66.65%
Worker Private Sector	53,150,351.24	7.59%	4,834	8.94%
Self-Employed	87,977,588.54	12.57%	5,161	9.54%
Pensioners	34,983,262.64	5.00%	3,489	6.45%
Trainee/Intern/Student	5,968,984.51	0.85%	608	1.12%
Homemaker	21,058.69	0.00%	1	0.00%
Unemployed	1,410,573.43	0.20%	118	0.22%
Commercial borrowers	25,143,144.83	3.59%	1,343	2.48%
Total	699,999,977.21	100.00%	54,079	100.00%

Borrower Age	Outstanding Principal Balance	% of Total Balance	No. of Contracts	% of No. of Contracts
18: 20	7,299,637.47	1.04%	676	1.25%
21: 25	49,356,886.53	7.05%	3,863	7.14%
26: 30	62,660,680.61	8.95%	4,775	8.83%
31: 35	79,970,561.11	11.42%	5,737	10.61%
36: 40	82,183,175.10	11.74%	6,058	11.20%
41: 45	84,010,898.80	12.00%	6,213	11.49%
46: 50	79,845,918.93	11.41%	6,220	11.50%
51: 55	87,159,660.89	12.45%	6,995	12.93%
56: 60	73,121,753.63	10.45%	6,041	11.17%
61: 65	40,101,653.04	5.73%	3,366	6.22%
66: 70	18,726,522.39	2.68%	1,666	3.08%
71: 75	8,835,878.45	1.26%	871	1.61%
76: 91	1,597,532.50	0.23%	256	0.47%
n/a	25,129,217.76	3.59%	1,342	2.48%
Total	699,999,977.21	100.00%	54,079	100.00%

Borrower Characteristics II

RevoCar 2021-1
Investor Report

Determination Date: 28.02.2025
Investor Reporting Date: 17.03.2025
Payment Date: 25.03.2025
Period No.: 46

Borrower Monthly Net Income	Outstanding Principal Balance	% of Total Balance	No. of Contracts	% of No. of Contracts
0: 1.000	17,289,954.11	2.47%	2,085	3.86%
1.001: 1.500	64,886,519.08	9.27%	7,248	13.40%
1.501: 2.000	142,520,026.10	20.36%	12,961	23.97%
2.001: 2.500	159,673,144.45	22.81%	12,398	22.93%
2.501: 3.000	107,729,917.85	15.39%	7,478	13.83%
3.001: 3.500	57,329,441.77	8.19%	3,708	6.86%
3.501: 4.000	37,039,719.35	5.29%	2,260	4.18%
4.001: 4.500	20,761,039.37	2.97%	1,192	2.20%
4.501: 5.000	22,886,905.81	3.27%	1,195	2.21%
5.001: 5.500	6,685,265.15	0.96%	371	0.69%
5.501: 6.000	9,277,027.18	1.33%	478	0.88%
> 6.001	28,492,328.27	4.07%	1,259	2.33%
n/a	25,428,688.72	3.63%	1,446	2.67%
Total	699,999,977.21	100.00%	54,079	100.00%

Top 15 Borrowers

RevoCar 2021-1
Investor Report

Determination Date: 28.02.2025
Investor Reporting Date: 17.03.2025
Payment Date: 25.03.2025
Period No.: 46

Borrower Concentration	Outstanding Principal Balance	% of Total Balance	No. of Contracts
1	142,815.67	0.02%	1
2	128,280.01	0.02%	1
3	126,558.65	0.02%	1
4	119,775.52	0.02%	1
5	116,480.97	0.02%	1
6	114,557.27	0.02%	1
7	113,291.94	0.02%	1
8	111,865.05	0.02%	1
9	111,821.06	0.02%	1
10	110,157.91	0.02%	1
11	109,347.00	0.02%	1
12	108,872.90	0.02%	1
13	108,236.08	0.02%	1
14	106,701.27	0.02%	1
15	105,821.92	0.02%	1
Total Top 15 Borrowers	1,734,583.22	0.25%	15
Total Portfolio	699,999,977.21		54,079

Seasoning

RevoCar 2021-1
Investor Report

Determination Date: 28.02.2025
Investor Reporting Date: 17.03.2025
Payment Date: 25.03.2025
Period No.: 46

Seasoning in Month	Outstanding Principal Balance	% of Total Balance	No. of Contracts	% of No. of Contracts
0-12	214,740,612.83	30.68%	12,670	23.43%
13-24	139,618,263.58	19.95%	9,139	16.90%
25-36	148,068,678.12	21.15%	9,155	16.93%
37-48	95,762,338.74	13.68%	8,937	16.53%
49-60	92,337,913.20	13.19%	11,692	21.62%
61-72	5,691,159.55	0.81%	1,236	2.29%
73-86	3,637,010.40	0.52%	1,147	2.12%
87-96	144,000.79	0.02%	103	0.19%
97-108	0.00	0.00%	0	0.00%
>108	0.00	0.00%	0	0.00%
Total	699,999,977.21	100.00%	54,079	100.00%

WA Seasoning:	26
MIN:	1
MAX:	95

Origination and Maturity Year

RevoCar 2021-1
Investor Report

Determination Date: 28.02.2025
Investor Reporting Date: 17.03.2025
Payment Date: 25.03.2025
Period No.: 46

Origination Year	Outstanding Principal Balance	% of Total Balance	No. of Contracts	% of No. of Contracts
2017	139,006.22	0.02%	102	0.19%
2018	3,627,362.10	0.52%	1,143	2.11%
2019	5,595,800.45	0.80%	1,230	2.27%
2020	91,010,297.06	13.00%	11,530	21.32%
2021	96,126,309.56	13.73%	9,037	16.71%
2022	148,357,694.14	21.19%	9,181	16.98%
2023	138,866,633.10	19.84%	9,102	16.83%
2024	215,685,771.92	30.81%	12,716	23.51%
2025	591,102.66	0.08%	38	0.07%
Total	699,999,977.21	100.00%	54,079	100.00%

Maturity Year	Outstanding Principal Balance	% of Total Balance	No. of Contracts	% of No. of Contracts
2025	99,919,490.24	14.27%	11,641	21.53%
2026	137,852,848.38	19.69%	12,729	23.54%
2027	137,374,847.09	19.62%	10,136	18.74%
2028	129,254,892.28	18.46%	8,607	15.92%
2029	88,959,417.35	12.71%	5,433	10.05%
2030	47,920,464.53	6.85%	2,580	4.77%
2031	31,822,240.59	4.55%	1,697	3.14%
2032	21,897,104.31	3.13%	1,116	2.06%
2033	2,508,169.72	0.36%	77	0.14%
2034	2,490,502.72	0.36%	63	0.12%
Total	699,999,977.21	100.00%	54,079	100.00%

Remaining Term

RevoCar 2021-1
Investor Report

Determination Date: 28.02.2025
Investor Reporting Date: 17.03.2025
Payment Date: 25.03.2025
Period No.: 46

Remaining Term in Months	Outstanding Principal Balance	% of Total Balance	No. of Contracts	% of No. of Contracts
0-12	128,860,165.27	18.41%	14,256	26.36%
13-24	128,802,229.53	18.40%	11,636	21.52%
25-36	133,798,998.75	19.11%	9,723	17.98%
37-48	126,785,785.92	18.11%	8,373	15.48%
49-60	80,426,827.77	11.49%	4,872	9.01%
61-72	46,929,984.97	6.70%	2,483	4.59%
73-84	30,131,492.84	4.30%	1,620	3.00%
85-96	19,436,462.56	2.78%	982	1.82%
97-108	2,571,627.01	0.37%	79	0.15%
>108	2,256,402.59	0.32%	55	0.10%
Total	699,999,977.21	100.00%	54,079	100.00%

WA Remaining Term:	36
MIN:	1
MAX:	118

Original Term

RevoCar 2021-1
Investor Report

Determination Date: 28.02.2025
Investor Reporting Date: 17.03.2025
Payment Date: 25.03.2025
Period No.: 46

Original Term in Months	Outstanding Principal Balance	% of Total Balance	No. of Contracts	% of No. of Contracts
0-12	497,831.16	0.07%	174	0.32%
13-24	7,819,823.18	1.12%	1,153	2.13%
25-36	29,768,809.08	4.25%	3,227	5.97%
37-48	92,694,225.66	13.24%	6,974	12.90%
49-60	202,892,849.29	28.98%	14,854	27.47%
61-72	216,745,243.04	30.96%	16,145	29.85%
73-84	43,599,543.64	6.23%	3,896	7.20%
85-96	98,063,557.55	14.01%	7,386	13.66%
97-108	265,796.51	0.04%	17	0.03%
108-120	7,652,298.10	1.09%	253	0.47%
Total	699,999,977.21	100.00%	54,079	100.00%

WA Original Term:	61
MIN:	12
MAX:	120

Loan to Value Ratio

RevoCar 2021-1
Investor Report

Determination Date: 28.02.2025
Investor Reporting Date: 17.03.2025
Payment Date: 25.03.2025
Period No.: 46

Loan to Value	Outstanding Principal Balance	% of Total Balance	No. of Contracts	% of No. of Contracts
0% - 10%	14,354.25	0.00%	6	0.01%
11% - 20%	285,951.52	0.04%	92	0.17%
21% - 30%	1,562,625.92	0.22%	348	0.64%
31% - 40%	4,654,801.41	0.66%	779	1.44%
41% - 50%	11,281,698.45	1.61%	1,569	2.90%
51% - 60%	24,044,085.02	3.43%	2,594	4.80%
61% - 70%	50,348,382.85	7.19%	4,264	7.88%
71% - 80%	96,044,673.95	13.72%	6,748	12.48%
81% - 90%	153,232,009.26	21.89%	9,760	18.05%
91% - 100%	203,545,276.84	29.08%	15,652	28.94%
101% - 110%	90,907,916.61	12.99%	6,838	12.64%
> 110%	64,078,201.13	9.15%	5,429	10.04%
Total	699,999,977.21	100.00%	54,079	100.00%
WA Loan to Value:	89.5%			

Vehicle Brand

RevoCar 2021-1
Investor Report

Determination Date: 28.02.2025
Investor Reporting Date: 17.03.2025
Payment Date: 25.03.2025
Period No.: 46

Vehicle Brand	Outstanding Principal Balance	% of Total Balance	No. of Contracts	% of No. of Contracts
1	72,374,689.14	10.34%	5,872	10.86%
2	61,306,180.96	8.76%	5,025	9.29%
3	54,825,489.21	7.83%	3,350	6.19%
4	51,680,871.80	7.38%	3,841	7.10%
5	46,815,826.36	6.69%	3,158	5.84%
6	46,344,652.85	6.62%	3,870	7.16%
7	39,937,588.03	5.71%	2,628	4.86%
8	39,253,667.78	5.61%	2,620	4.84%
9	37,292,538.84	5.33%	3,909	7.23%
10	28,569,902.47	4.08%	2,458	4.55%
11	19,419,835.89	2.77%	1,622	3.00%
12	18,878,041.45	2.70%	1,938	3.58%
13	17,163,673.88	2.45%	1,408	2.60%
14	15,702,705.61	2.24%	1,620	3.00%
15	12,619,050.09	1.80%	1,232	2.28%
Other Brands	137,815,262.85	19.69%	9,528	17.62%
TOTAL	699,999,977.21	100.00%	54,079	100.00%

Vehicle brands in random order:

RENAULT, HYUNDAI, KIA, VW, SKODA, AUDI, BMW, OPEL, SEAT, MAZDA, FORD, FIAT, PEUGEOT, MERCEDES-BENZ, CITROEN

Contractual Amortisation Profile

RevoCar 2021-1
Investor Report

Determination Date: 28.02.2025
Investor Reporting Date: 17.03.2025
Payment Date: 25.03.2025
Period No.: 46

Assumptions for this simulation:

No further purchase of Assets, no Deemed Collections, no Prepayments, no Defaults, no Clean-up-Call, current Delinquent Receivable will be paid

Period	Outstanding Principal Balance (in €)	Period	Outstanding Principal Balance (in €)	Period	Outstanding Principal Balance (in €)	Period	Outstanding Principal Balance (in €)
2025-02	700,000,000	2028-01	184,393,105	2030-12	14,501,836	2033-11	306,614
2025-03	700,000,000	2028-02	173,922,033	2031-01	13,051,388	2033-12	271,558
2025-04	700,000,000	2028-03	164,830,637	2031-02	11,695,838	2034-01	235,798
2025-05	681,811,548	2028-04	157,458,505	2031-03	10,425,939	2034-02	207,428
2025-06	663,874,350	2028-05	149,887,015	2031-04	9,498,590	2034-03	179,279
2025-07	647,217,995	2028-06	141,246,997	2031-05	8,735,359	2034-04	152,070
2025-08	630,376,596	2028-07	134,148,077	2031-06	8,006,972	2034-05	125,291
2025-09	611,708,657	2028-08	127,232,356	2031-07	7,305,987	2034-06	101,594
2025-10	591,342,259	2028-09	120,617,839	2031-08	6,644,551	2034-07	78,289
2025-11	568,410,519	2028-10	110,704,345	2031-09	6,009,978	2034-08	59,499
2025-12	546,170,131	2028-11	100,998,977	2031-10	5,403,607	2034-09	31,288
2026-01	524,053,925	2028-12	92,928,840	2031-11	4,825,688	2034-10	17,862
2026-02	504,048,692	2029-01	85,912,272	2031-12	4,342,173	2034-11	7,301
2026-03	483,005,217	2029-02	79,964,118	2032-01	3,868,621	2034-12	3,226
2026-04	462,781,865	2029-03	74,358,403	2032-02	3,451,151	2035-01	795
2026-05	446,050,889	2029-04	70,310,140	2032-03	3,086,670	2035-02	0
2026-06	428,266,939	2029-05	65,897,740	2032-04	2,729,552		
2026-07	413,864,261	2029-06	61,361,029	2032-05	2,388,386		
2026-08	399,738,231	2029-07	57,564,243	2032-06	2,101,837		
2026-09	386,823,643	2029-08	54,062,806	2032-07	1,817,575		
2026-10	372,642,191	2029-09	50,977,564	2032-08	1,580,020		
2026-11	357,309,153	2029-10	45,668,073	2032-09	1,345,338		
2026-12	341,456,031	2029-11	40,392,452	2032-10	1,164,254		
2027-01	326,549,676	2029-12	36,730,362	2032-11	1,031,424		
2027-02	313,356,358	2030-01	33,630,175	2032-12	924,895		
2027-03	300,179,521	2030-02	31,005,827	2033-01	843,860		
2027-04	288,304,874	2030-03	28,976,390	2033-02	777,902		
2027-05	278,065,478	2030-04	27,363,389	2033-03	720,820		
2027-06	266,599,168	2030-05	25,811,274	2033-04	664,774		
2027-07	255,494,515	2030-06	24,272,827	2033-05	608,547		
2027-08	245,230,132	2030-07	22,852,572	2033-06	553,738		
2027-09	235,392,664	2030-08	21,397,477	2033-07	502,339		
2027-10	223,305,550	2030-09	19,960,354	2033-08	453,796		
2027-11	209,356,924	2030-10	18,001,863	2033-09	403,730		
2027-12	196,032,114	2030-11	16,014,295	2033-10	352,982		